


# Building your Course Guide

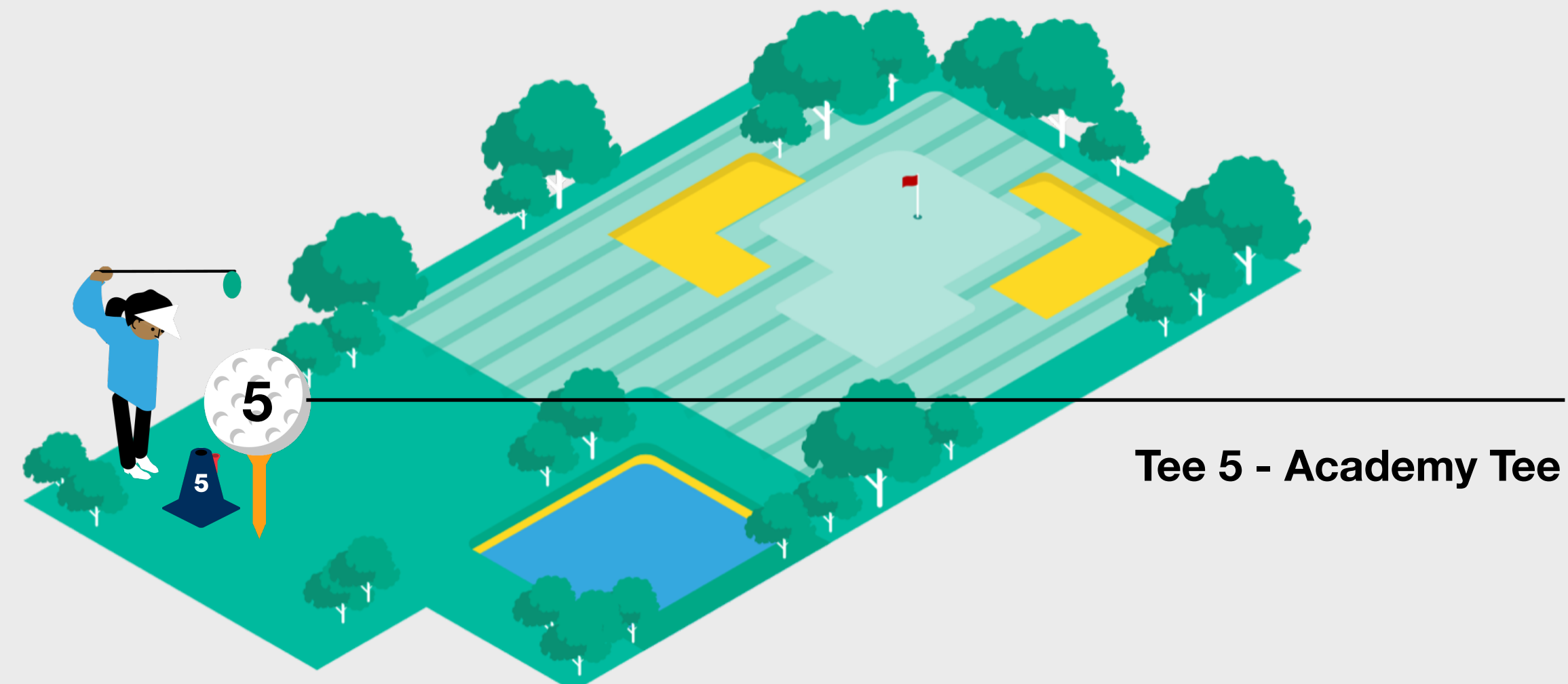


# Tee 5 - The Academy Tee

The 5-stage teeing system is built backwards from the Academy Tee distance on your golf course. The Academy Tee is based on a child's ability to hit the ball a certain distance across three different Clubs. These are the Driver, a Fairway Wood and a Mid Iron. To play from the Academy Tee, the child should be able to consistently hit their Driver a total distance of 200 yards. The Fairway Wood total distance is calculated at 80% of this driver distance and the Mid-Iron at 60% of this distance:

Driver Total Distance (yards)	Fairway Wood Total Distance (yards)	Mid Iron Total Distance (yards)
<b>200 yards</b>	<b>160 yards</b>	<b>120 yards</b>

**=**



# Academy Tee - Par 3, 4's & Par 5's

Your junior golfers should always have the opportunity to learn to play the course and score like an adult golfer. It is important that your Juniors get to experience the nature of the game and scoring in a developmentally appropriate way. Therefore, your Golf Course should consist of Par 3's, 4's and 5's but at distances whereby the child can reach the green in regulation. Using this system allows children to build their confidence by playing a golf course right for their maturity, learn the art of scoring and true nature of the game but also experience the sense of success on the course.

## Par 3

On a Par 3, the child should have the opportunity to reach the green in one shot using a maximum of a Fairway Wood.

Maximum of a Fairway Wood



## Par 4

On a Par 4, the child should have the opportunity to reach the green in two shots, and the maximum yardage of the hole is recommended to be based on the child using a Driver and Mid-Iron

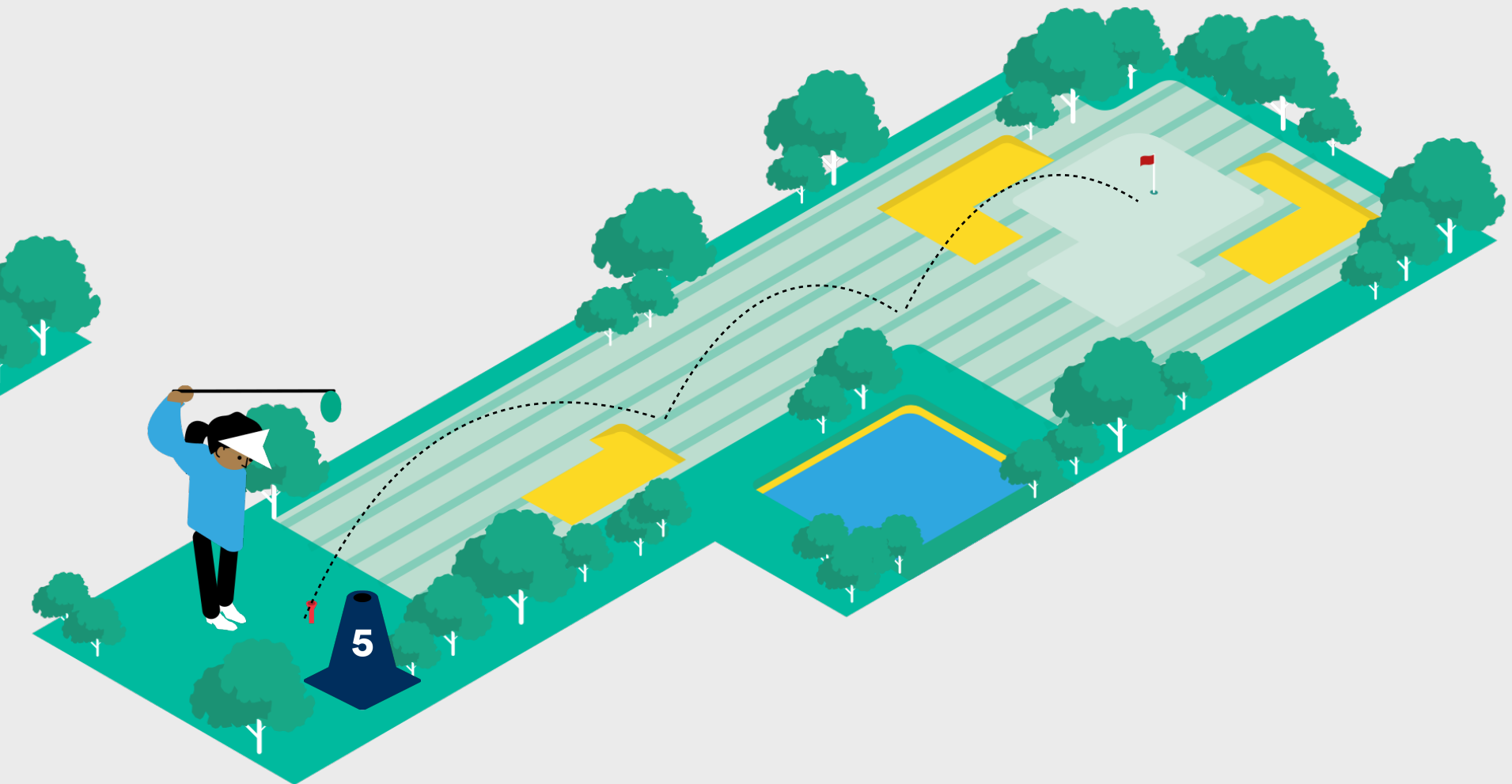
Driver + Mid-Iron



## Par 5

On a Par 5, the child should have the opportunity to reach the green in three shots, and the maximum yardage of the hole is recommended to be based on the child using a Driver and two shots with a Mid-Iron

Driver + Mid-Iron + Mid-Iron



# Yardage of the Academy Tee - Par 3, 4s & Par 5's

Using this system, we are able to associate a recommended maximum Tee 5 (Academy Tee) yardage of each of these holes on your course. You have the flexibility at your venue to design your Academy Tee Course using the guidelines. The maximum distance of each of these should be:

## Par 3

The Maximum distance of a Par using this system should be 160 Yards.

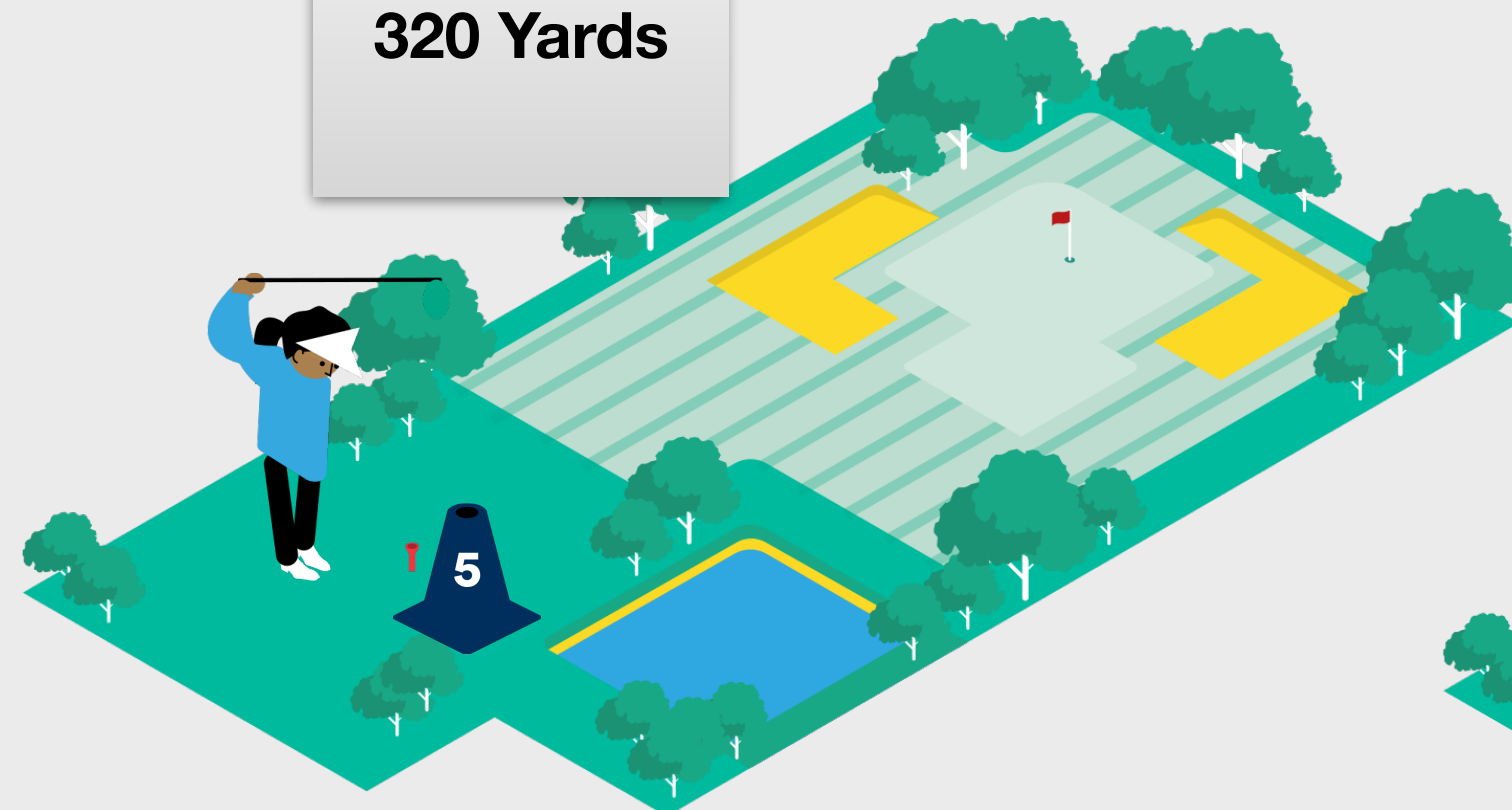
**Hole 1**  
**Par 3**  
**160 Yards**



## Par 4

The maximum distance of a Par 4 using this system should be 320 Yards.

**Hole 2**  
**Par 4**  
**320 Yards**



## Par 5

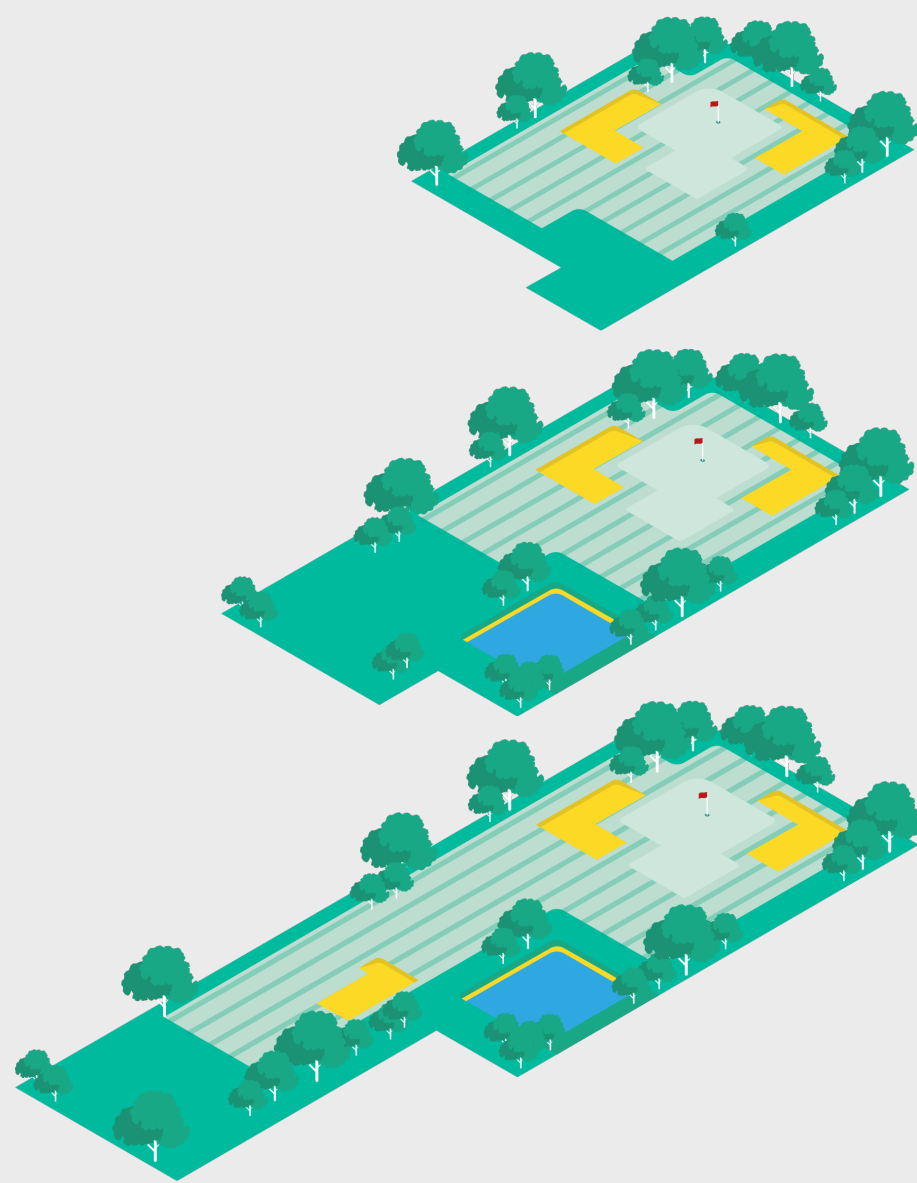
The maximum distance of a Par 5 using this system should be 440 Yards.

**Hole 3**  
**Par 5**  
**440 Yards**



# Yardage of Par 3, 4's & 5's

As each starting position is based on a % of Tee 5 (the Academy Tee), please use the recommended minimum and maximum length for each of the pars on your course layout from the table below. This table provides an overview of the recommended yardage for each of the pars and teeing positions:



Par	Tee 5: Academy Tee Yardage	Tee 4: 80% Tee Yardage	Tee 3: 60% Tee Yardage	Tee 2: 40% Tee Yardage	Tee 1: 20% Tee Yardage
3	160 yards or less	128 yards or less	96 yards or less	64 yards or less	32 yards or less
4	161 - 320 yards	129 - 256 yards	97 - 192 yards	65 - 128 yards	33 - 64 yards
5	321 - 440 yards	257 - 352 yards	193 - 264 yards	129 - 176 yards	65 - 88 yards

# Recommended Make up of a 9-Hole Course

We understand that at your venue finding the appropriate part of the course that allows for this may not be realistic in relation to proximity to the clubhouse or for the course design. Therefore, you can build your course flexibly using the guidelines on the previous page. However, to give the child a true reflection of a course make up and so they can experience the varying hole types, we recommend that when you create your 9-hole course, it includes the following:

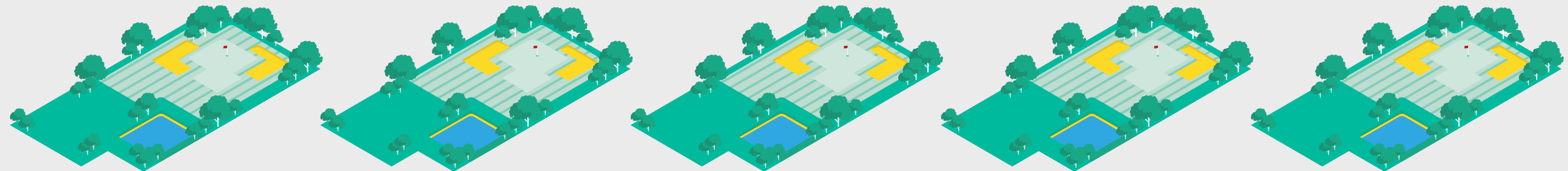
## 1. Par 3

There should be two Par 3's on your 9 hole course



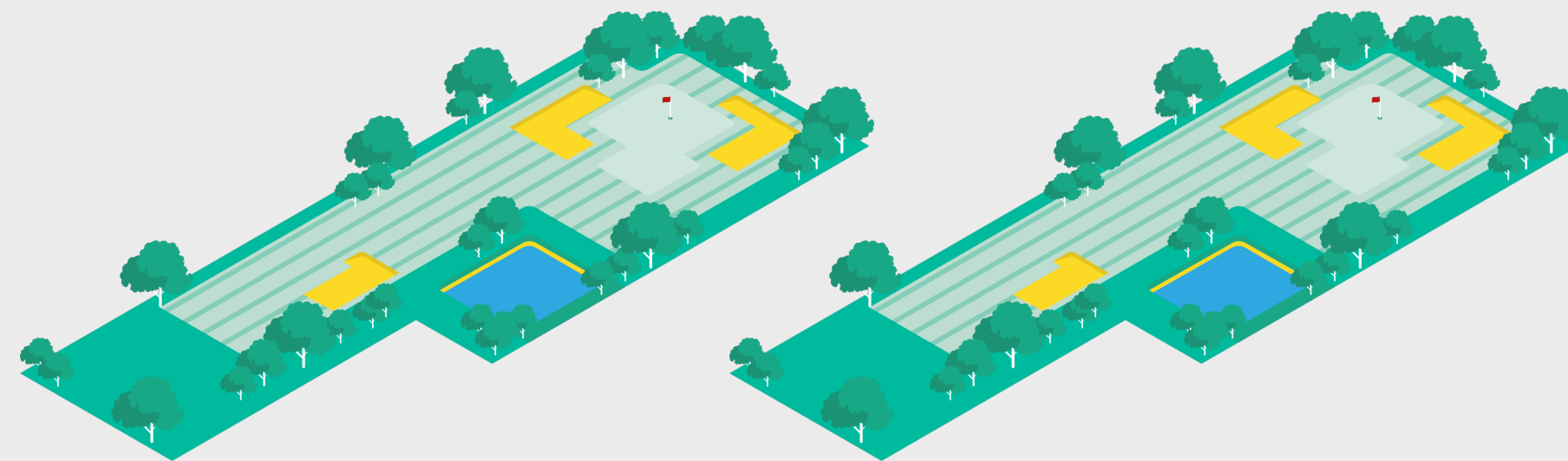
## 2. Par 4

There should be five Par 4's on your 9 hole course



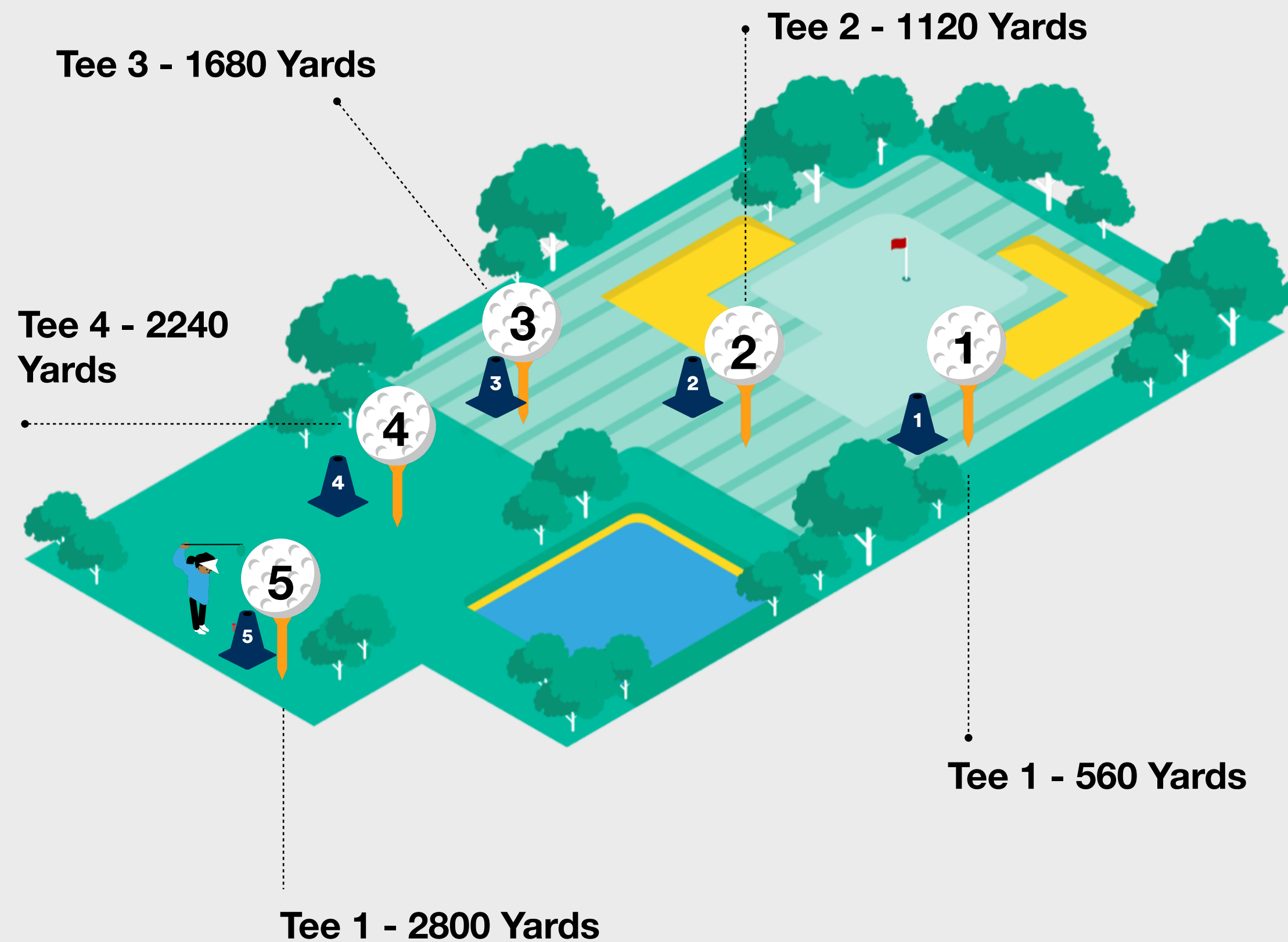
## 3. Par 5

There should be two Par 5's on your 9 hole course



# Maximum 9-Hole Yardage

Using the recommended maximum yardage for each hole type, % distance from each starting position and suggested course layout please find below the recommended maximum recommended 9-hole course yardage. Depending on the specific layout of your course, the number of hole combinations and yardage of each hole type this will vary from venue to venue:



Hole	Par	Tee 5	Tee 4	Tee 3	Tee 2	Tee 1
1	4	320	256	192	128	64
2	4	320	256	192	128	64
3	3	160	128	96	64	32
4	4	320	256	192	128	64
5	5	440	352	264	176	88
6	3	160	128	96	64	32
7	4	320	256	192	128	64
8	5	440	352	264	176	88
9	4	320	256	192	128	64
<b>Total</b>	<b>36</b>	<b>2800</b>	<b>2240</b>	<b>1680</b>	<b>1120</b>	<b>560</b>

Thank you.

