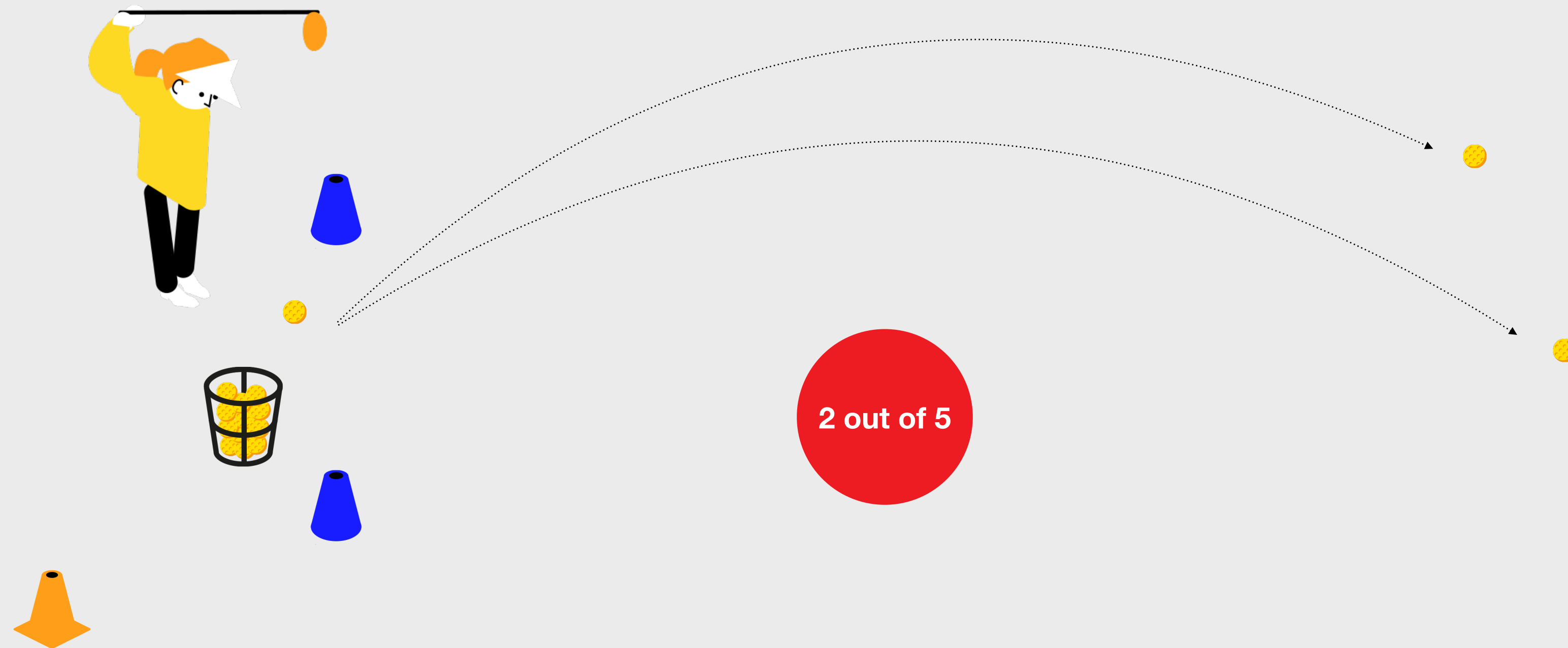


# Fairway Woods



# Fairway Wood Challenge



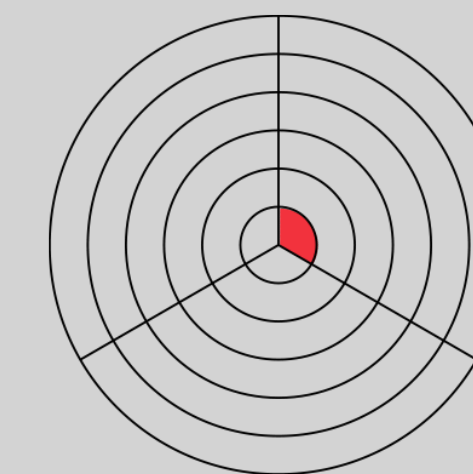
## The Challenge

To complete the Level 1 Challenge within the Fairway Woods element, the child needs to demonstrate the ability to hit 2 out of 5 shots in the air.

To complete the challenge, the child doesn't need to demonstrate control over direction or distance. This challenge can be attempted off a tee.

## What to do next?

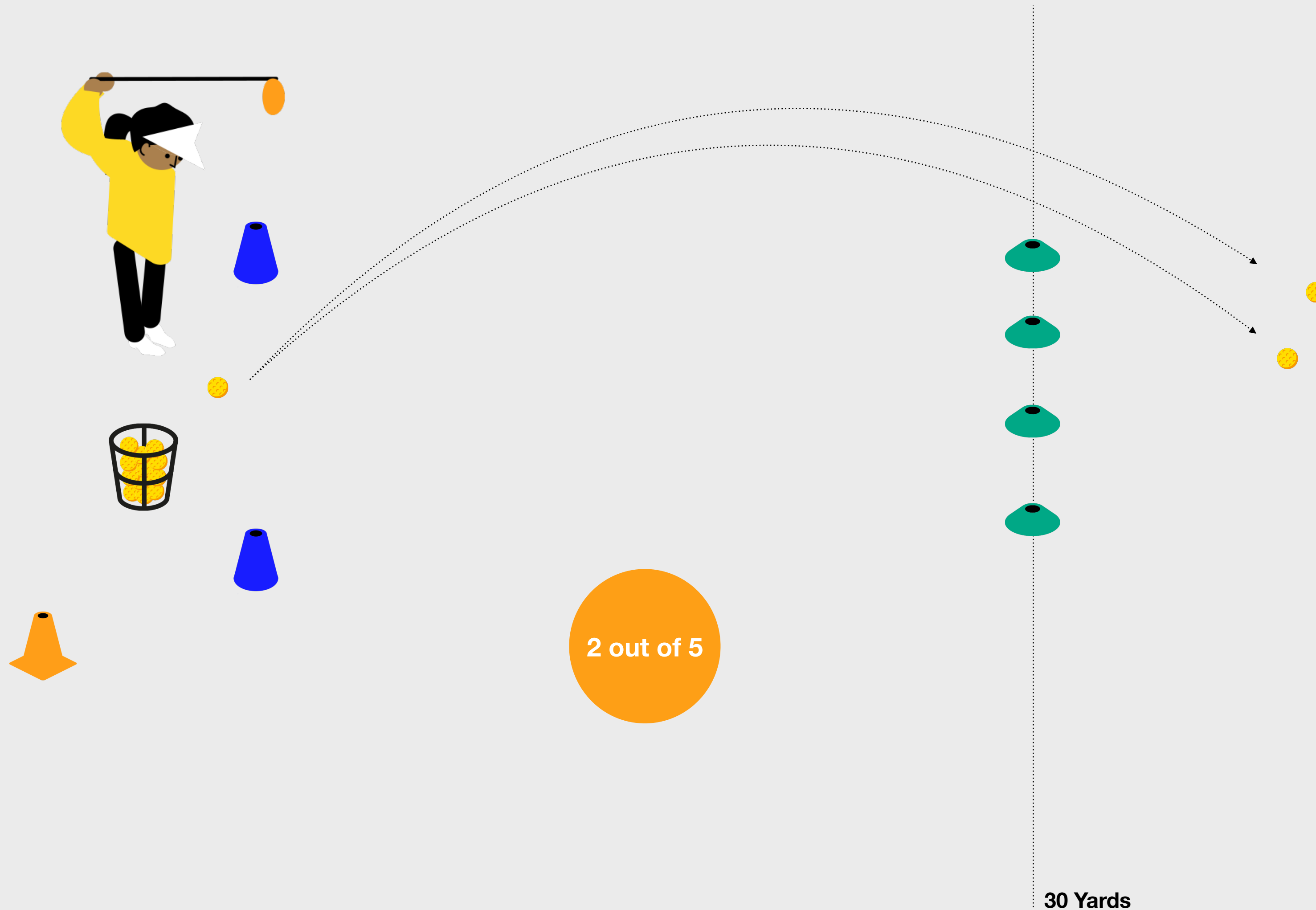
If the child completes the challenge, they can color in the first level of the Fairway Wood section of the Swing myGame Wheel and add a Sticker to their Level 1 Tracker Sheet.



## Fairway Woods



# Fairway Wood Challenge



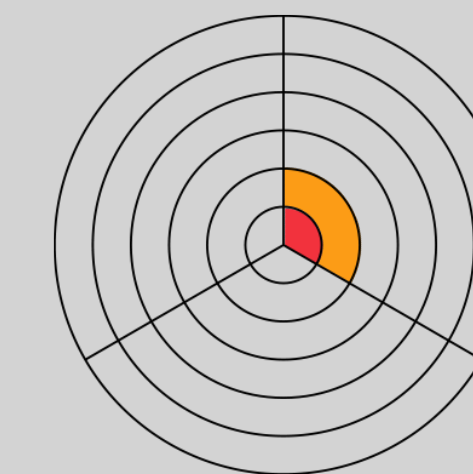
### The Challenge

To complete the Level 2 Challenge within the Fairway Woods Skill element, the child needs to demonstrate the ability to hit 2 out of 5 shots in the air, a minimum carry distance of 30 yards.

To complete the challenge, the child doesn't need to demonstrate control over direction and the shots can be attempted off a tee.

### What to do next?

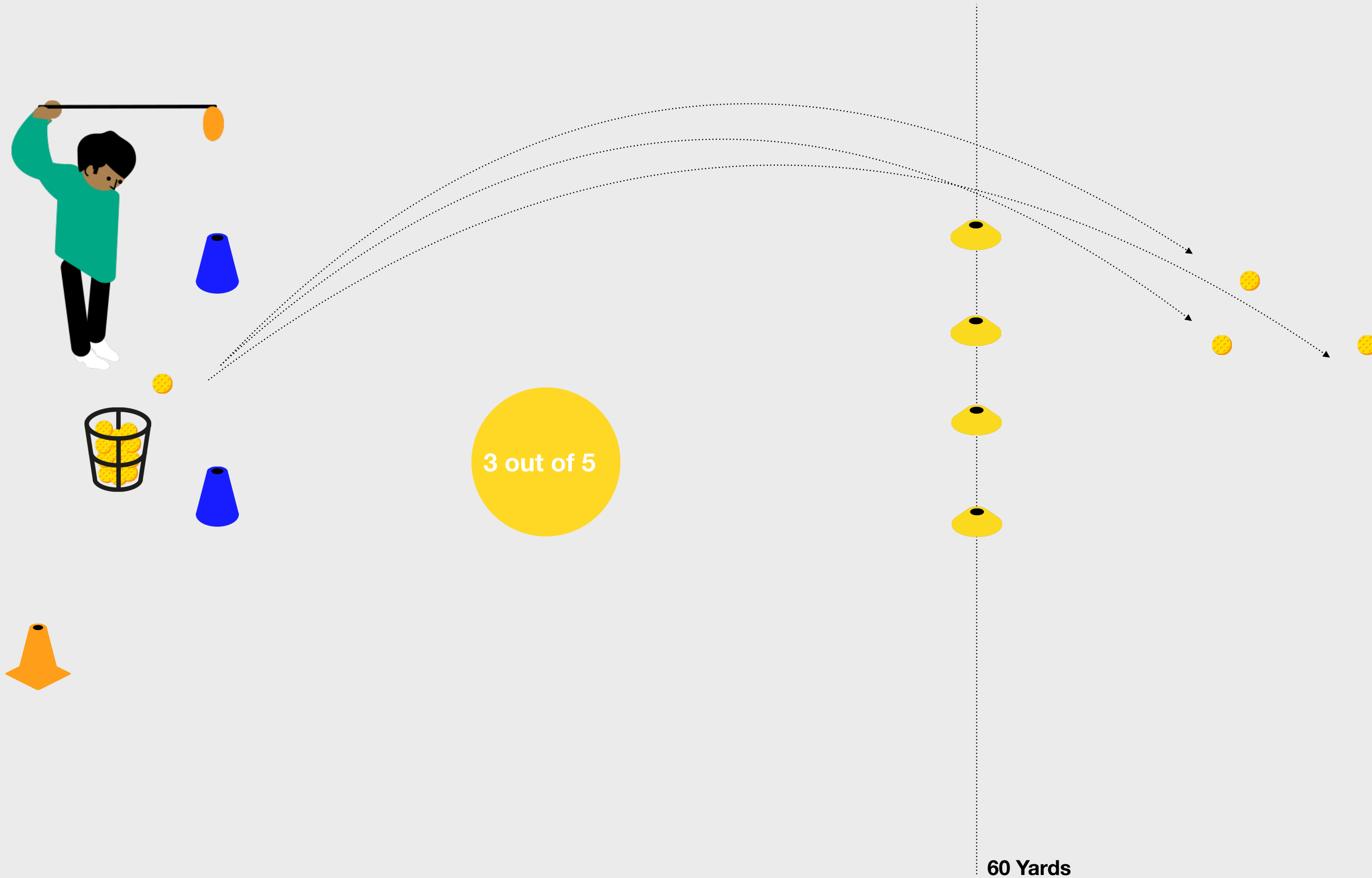
If the child completes the challenge, they can color in the second level of the Fairway Wood section of the Swing myGame Wheel and add a Sticker to their Level 2 Tracker Sheet.



### Fairway Woods



# Fairway Wood Challenge



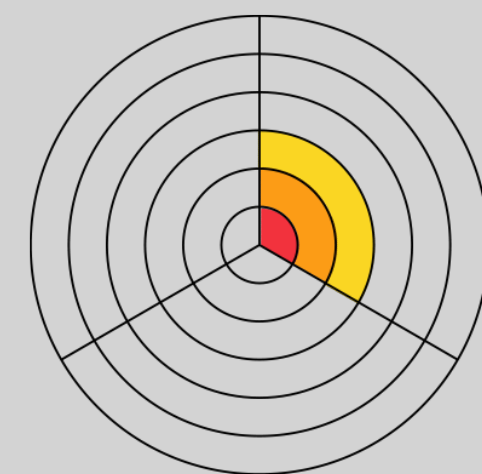
### The Challenge

To complete the Level 3 Challenge within the Fairway Woods Skill element, the child needs to demonstrate the ability to hit 3 out of 5 shots in the air, a minimum distance of 60 yards.

To complete the challenge, the child doesn't need to demonstrate control over direction and can hit their shots off a tee.

### What to do next?

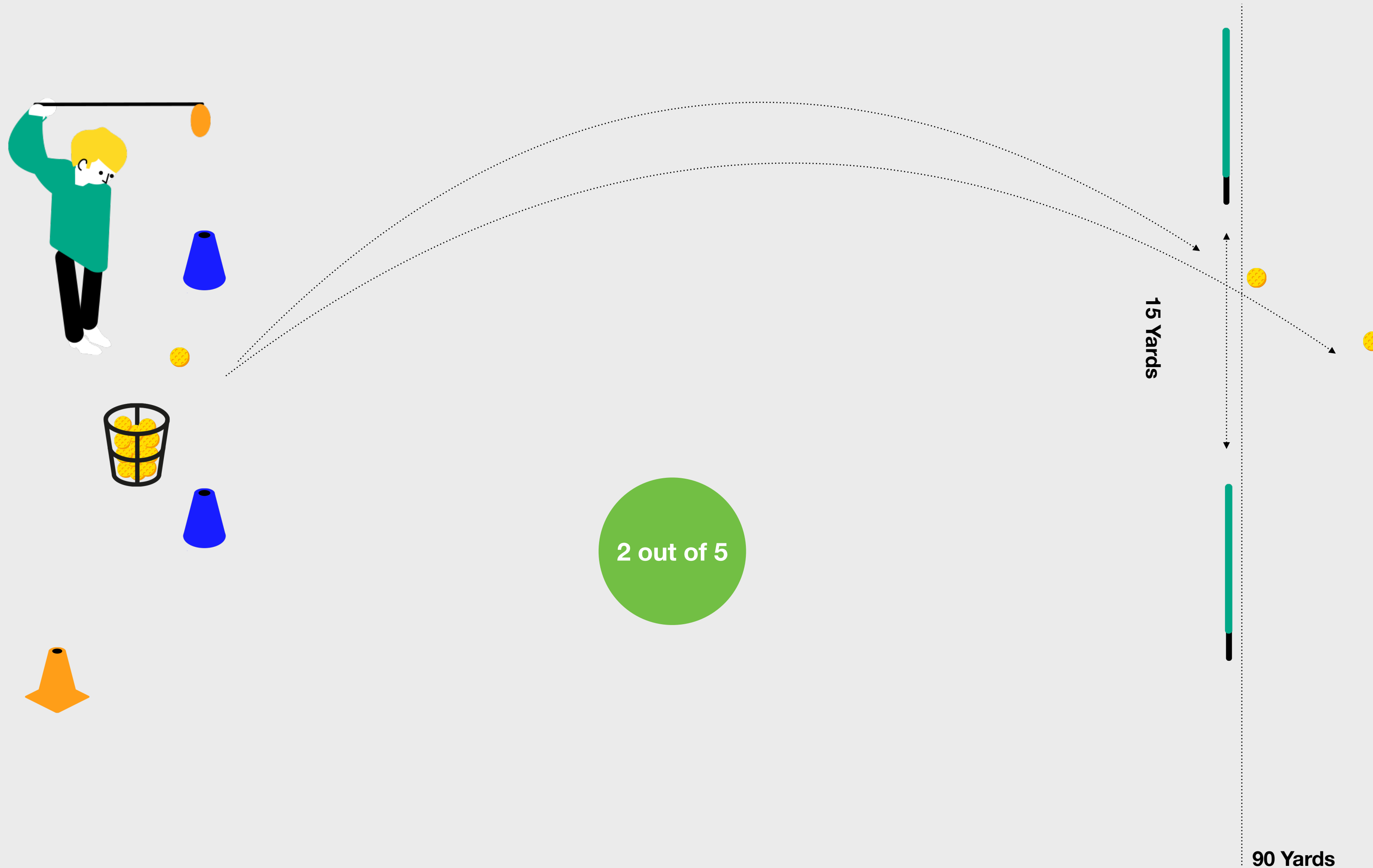
If the child completes the challenge, they can color in the third level of the Fairway Wood section of the Swing myGame Wheel and can add a Sticker to their Level 3 Tracker Sheet.



### Fairway Woods



# Fairway Wood Challenge

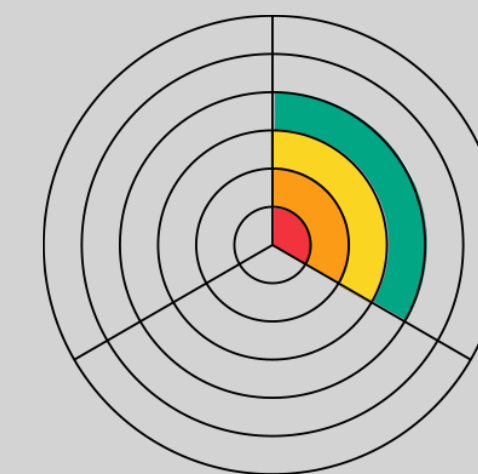


### The Challenge

To complete the Level 4 Challenge within the Fairway Woods Skill element, the child needs to demonstrate the ability to hit 2 out 5 shots in the air, a minimum total distance of 90 yards. The ball must come to rest within a 15-yard-wide gate. This challenge should be attempted with the ball on the ground.

### What to do next?


If the child completes the challenge, they can color in the fourth level of the Fairway Wood section of the Swing myGame Wheel and add a Sticker to their Level 4 Tracker Sheet.



Fairway Woods



# Fairway Wood Challenge

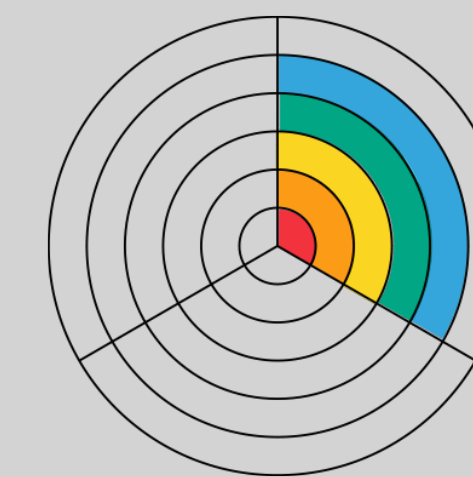


### The Challenge

To complete the Level 5 Challenge within the Fairway Wood Skill element, the child needs to demonstrate the ability to hit 3 out of 5 shots in the air, a minimum total distance of 120 yards. The ball must come to rest through a 25-yard wide gate. This challenge should be attempted with the ball on the ground.

### What to do next?


If the child completes the challenge, they can color in the fifth level of the Fairway Wood section of the Swing myGame Wheel and add a Sticker to their Level 5 Tracker Sheet.



Fairway Woods



# Fairway Wood Challenge

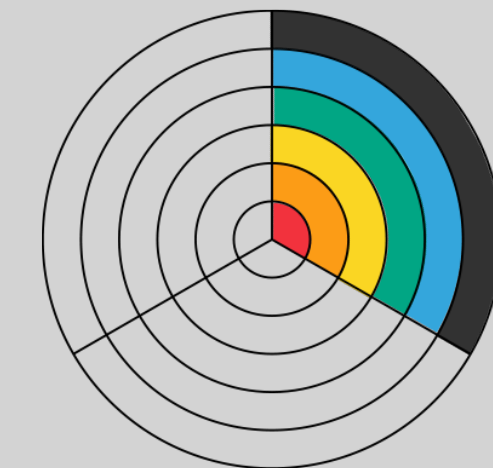


### The Challenge

To complete the Level 6 Challenge within the Fairway Woods Skill element, the child needs to demonstrate the ability to hit 4 out of 5 shots a minimum total distance of 160 yards. The ball should come to rest through a 35-yard wide gate. This challenge should be attempted with the ball on the ground.

### What to do next?

If the child completes the challenge, they can color in the sixth level of the Fairway Wood section of the Swing myGame Wheel and add a Sticker to their Level 6 Tracker Sheet.



Fairway Woods



Thank you.

