
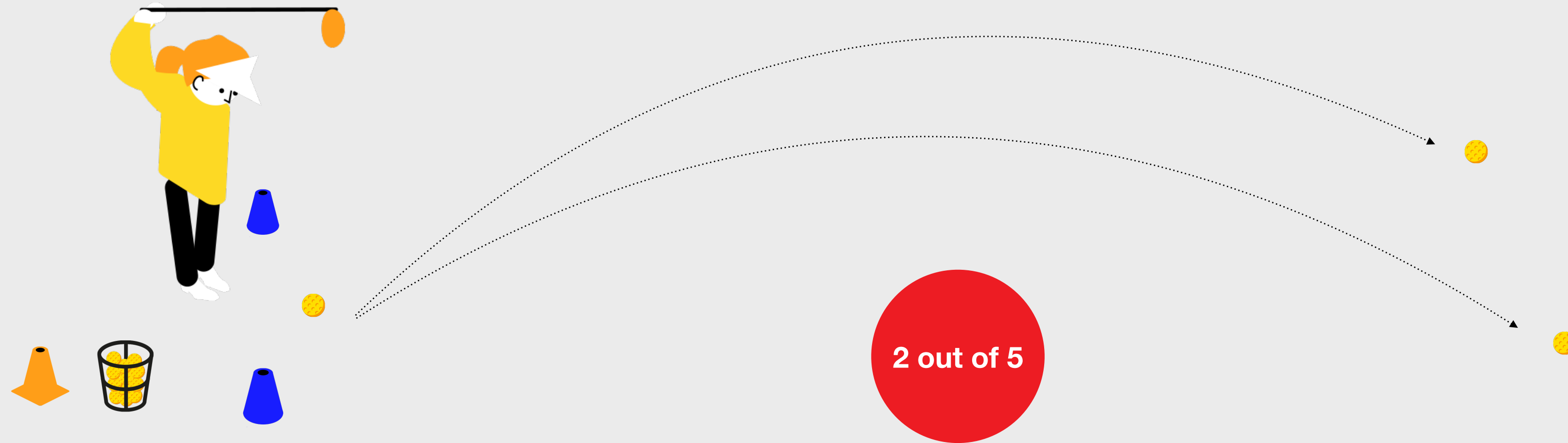


Level 1



**CRUSH
IT!** 
JUNIOR GOLF

Driver Challenge



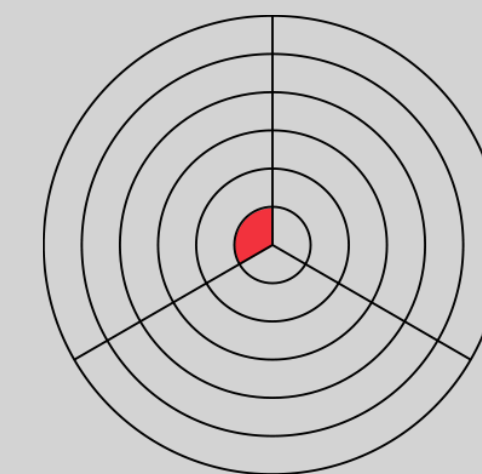
The Challenge

To complete the Level 1 Challenge within the Driver Skill element, the child needs to demonstrate the ability to hit 2 out of 5 shots in the air.

To complete the challenge, the child doesn't need to demonstrate control over direction or distance.

What to do next?

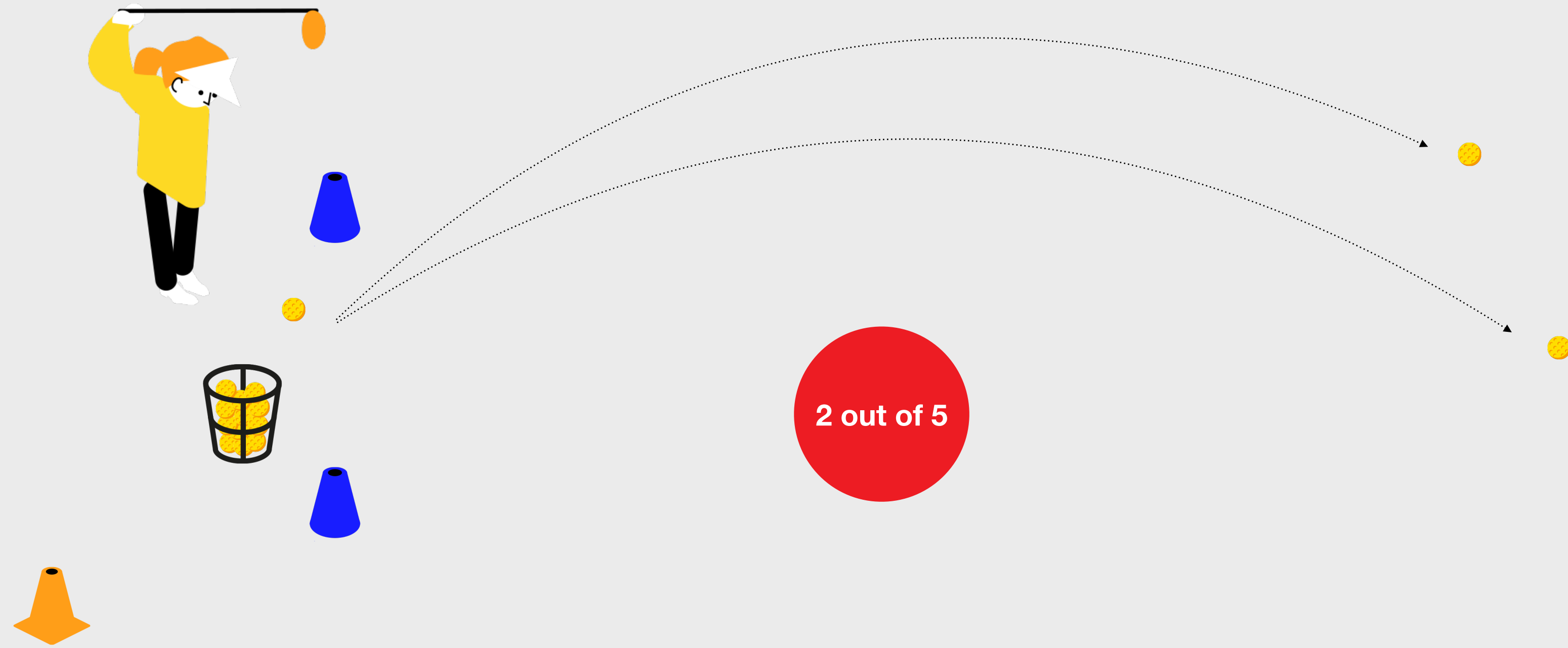
If the child completes the challenge, they can color in the first level of the Driver section of the Swing *myGame* Wheel and add a Sticker to their Level 1 Tracker Sheet.



Driver



Fairway Wood Challenge



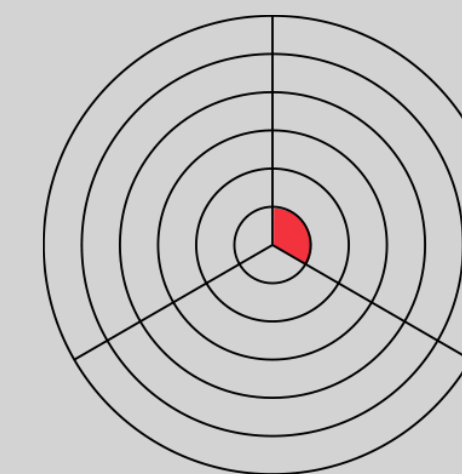
The Challenge

To complete the Level 1 Challenge within the Fairway Woods element, the child needs to demonstrate the ability to hit 2 out of 5 shots in the air.

To complete the challenge, the child doesn't need to demonstrate control over direction or distance. This challenge can be attempted off a tee.

What to do next?

If the child completes the challenge, they can color in the first level of the Fairway Wood section of the Swing myGame Wheel and add a Sticker to their Level 1 Tracker Sheet.



Fairway Woods



Iron Challenge



3 out of 5



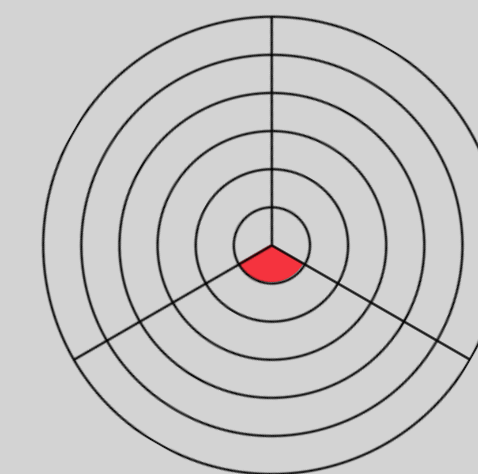
The Challenge

To complete the Level 1 Challenge within the Iron Skill element, the child needs to demonstrate the ability to hit 3 out of 5 shots in the air.

To complete the challenge, the child doesn't need to demonstrate control over direction or distance and the challenge can be completed off a tee.

What to do next?

If the child completes the challenge, they can color in the first level of the Iron section of the Swing *myGame* Wheel and add a Sticker to their Level 1 Tracker Sheet.



Irons



Awarding a Swing Hat Pin

The graphics below indicate what is required to award the child their Level 1 Swing Hat Pin:



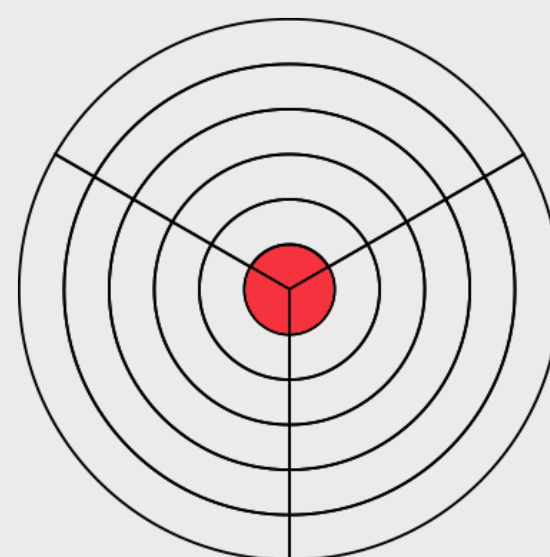
Level 1 Tracker Stickers

All of the stickers have been added to the tracker sheet within the child's myJunior Folder.



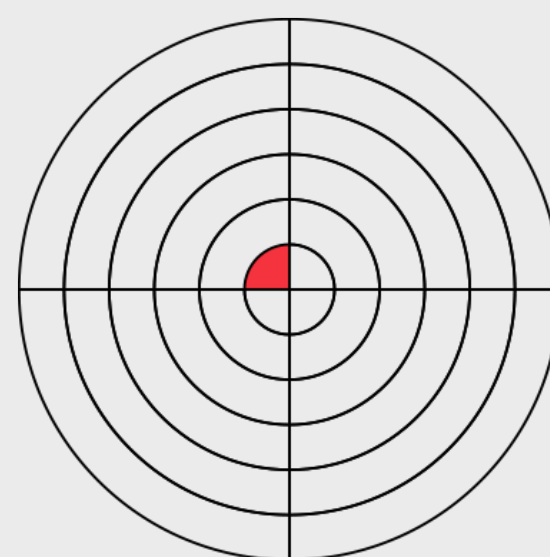
Swing myProgress Wheel

The level 1 circle has been colored in within the child's myJunior folder.



Mastering the Game myProgress Wheel

The level 1 section has been colored in within the child's myJunior folder.



What to do next?

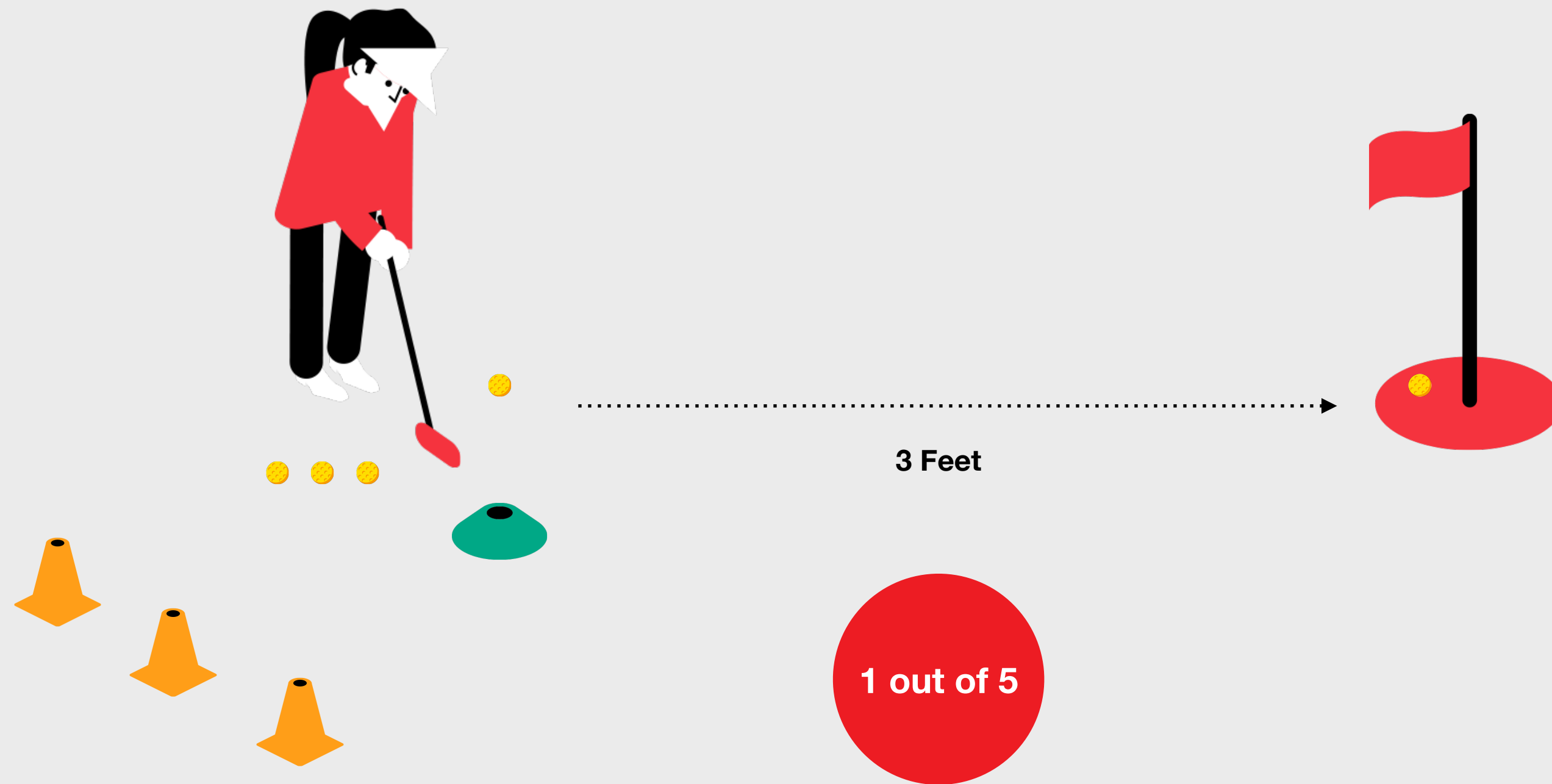
You can now award the child their Level 1 Swing Hat Pin!



Level 1



Short Putts Challenge

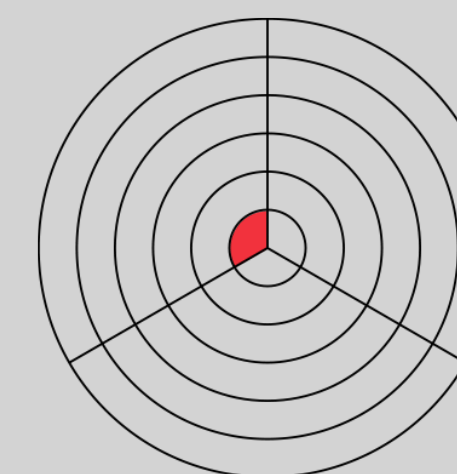


The Challenge

To complete the Level 1 Challenge within the Short Putts skill element, the child has 5 attempts to putt 1 ball into the hole from a single position 3 feet from the hole.

What to do next?

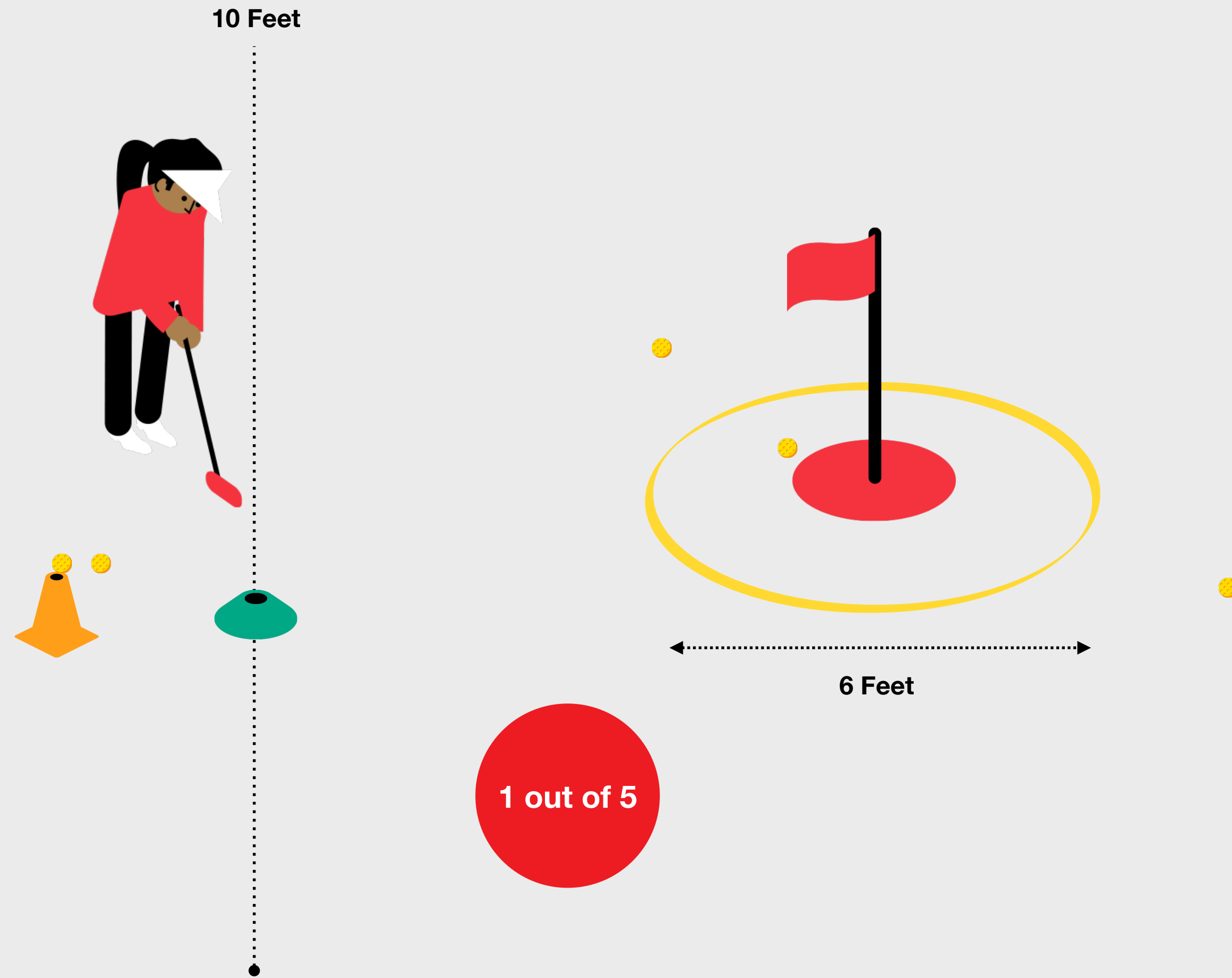
If the child completes the challenge, they can color in the first level of the Short Putts section of the On the Green myGame Wheel and add a Sticker to their Level 1 Tracker Sheet.



Short Putts



Long Putts Challenge

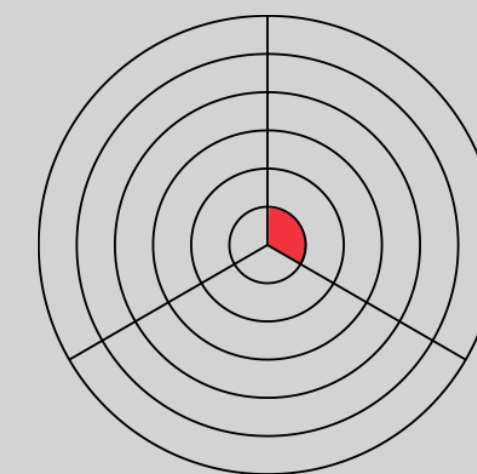


The Challenge

To complete the Level 1 Challenge within the Long Putts skill element, the child has 5 attempts to putt 1 ball to within a 6 foot diameter circle around the hole from a single position 10 feet from the hole.

What to do next?

If the child completes the challenge, they can color in the first level of the Long Putts section of the On the Green myGame Wheel and add a Sticker to their Level 1 Tracker Sheet.

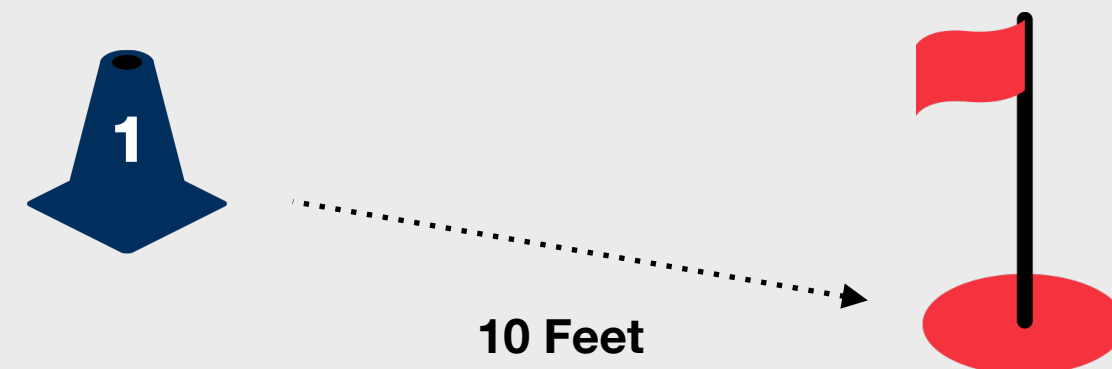


Long Putts



Scoring Challenge

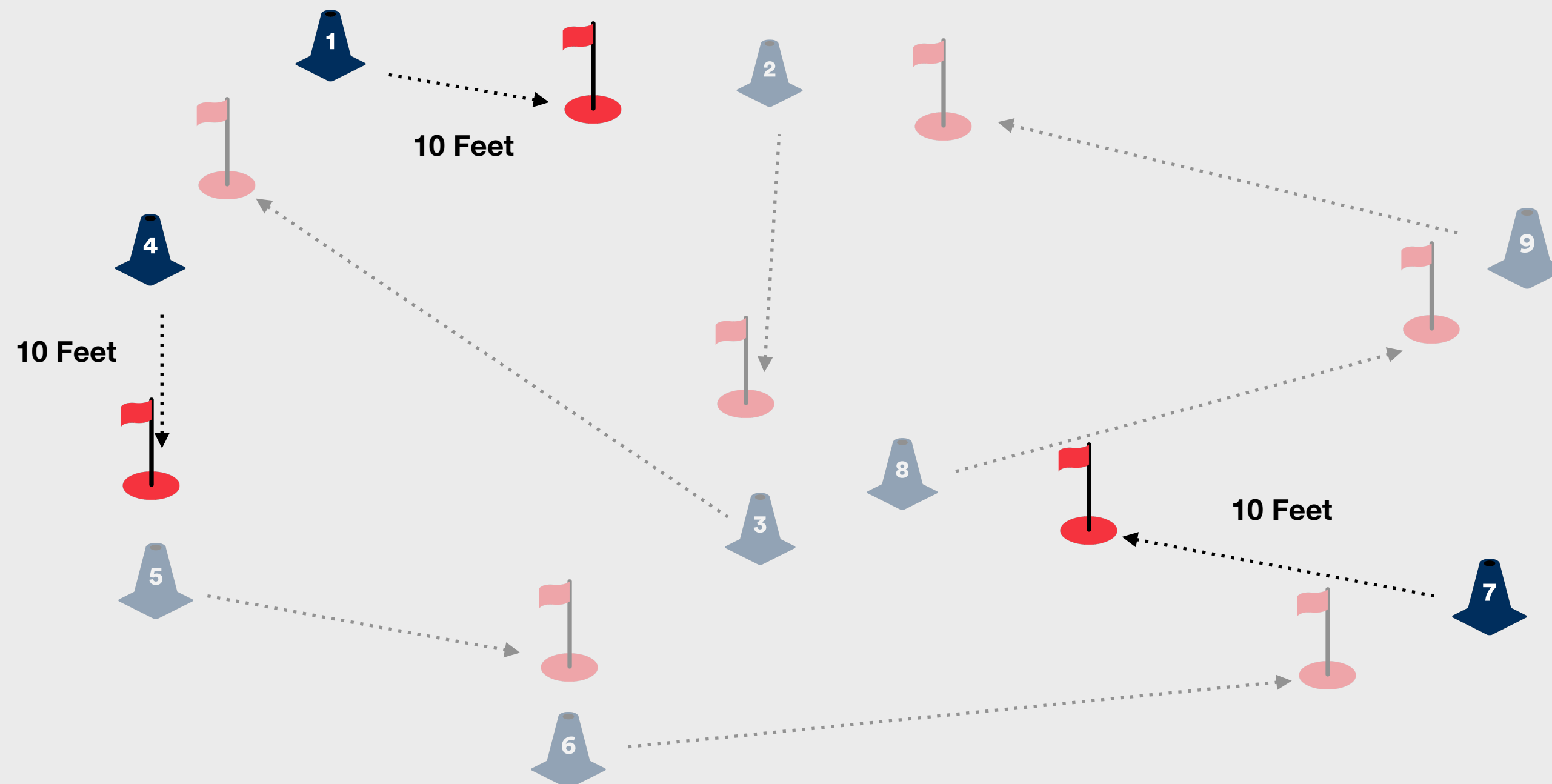
Option 1



X 3

12 putts or less

Option 2

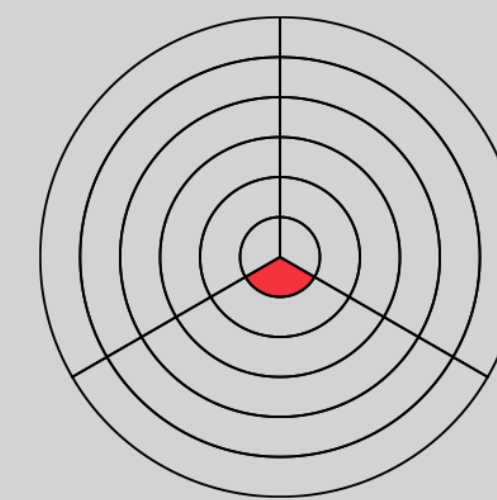


The Challenge

To complete the Level 1 Challenge within the Scoring skill element, the child needs to score 12 putts or less over 3 holes on the putting green starting 10 feet away on each hole.

What to do next?

If the child completes the challenge, they can color in the first level of the Scoring section of the On the Green myGame Wheel and add a Sticker to their Level 1 Tracker Sheet.



Scoring



Awarding an On the Green Hat Pin

The graphics below indicate what is required to award the child their Level 1 On the Green Pin:



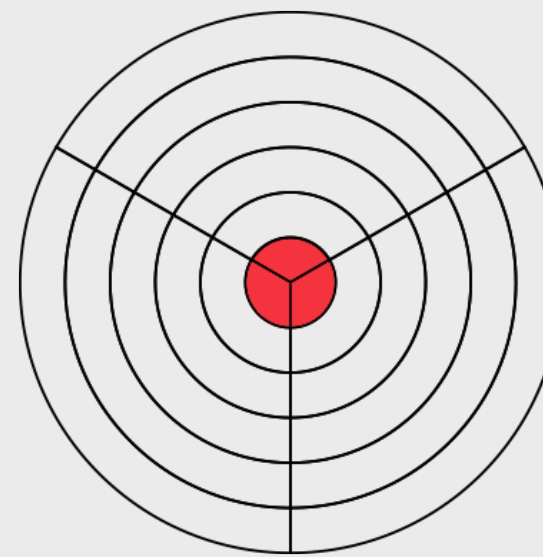
Level 1 Tracker Stickers

All of the stickers have been added to the tracker sheet within the child's myJunior folder.



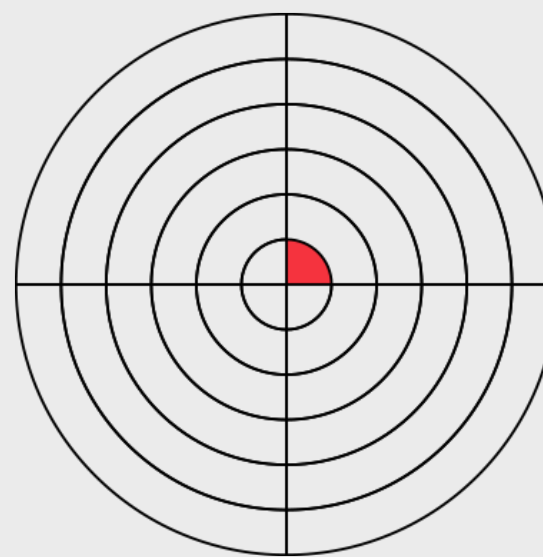
On the Green myProgress Wheel

The level 1 circle has been colored in within the child's myJunior folder.



Mastering the Game myProgress Wheel

The level 1 section has been colored in within the child's myJunior folder.



What to do next?

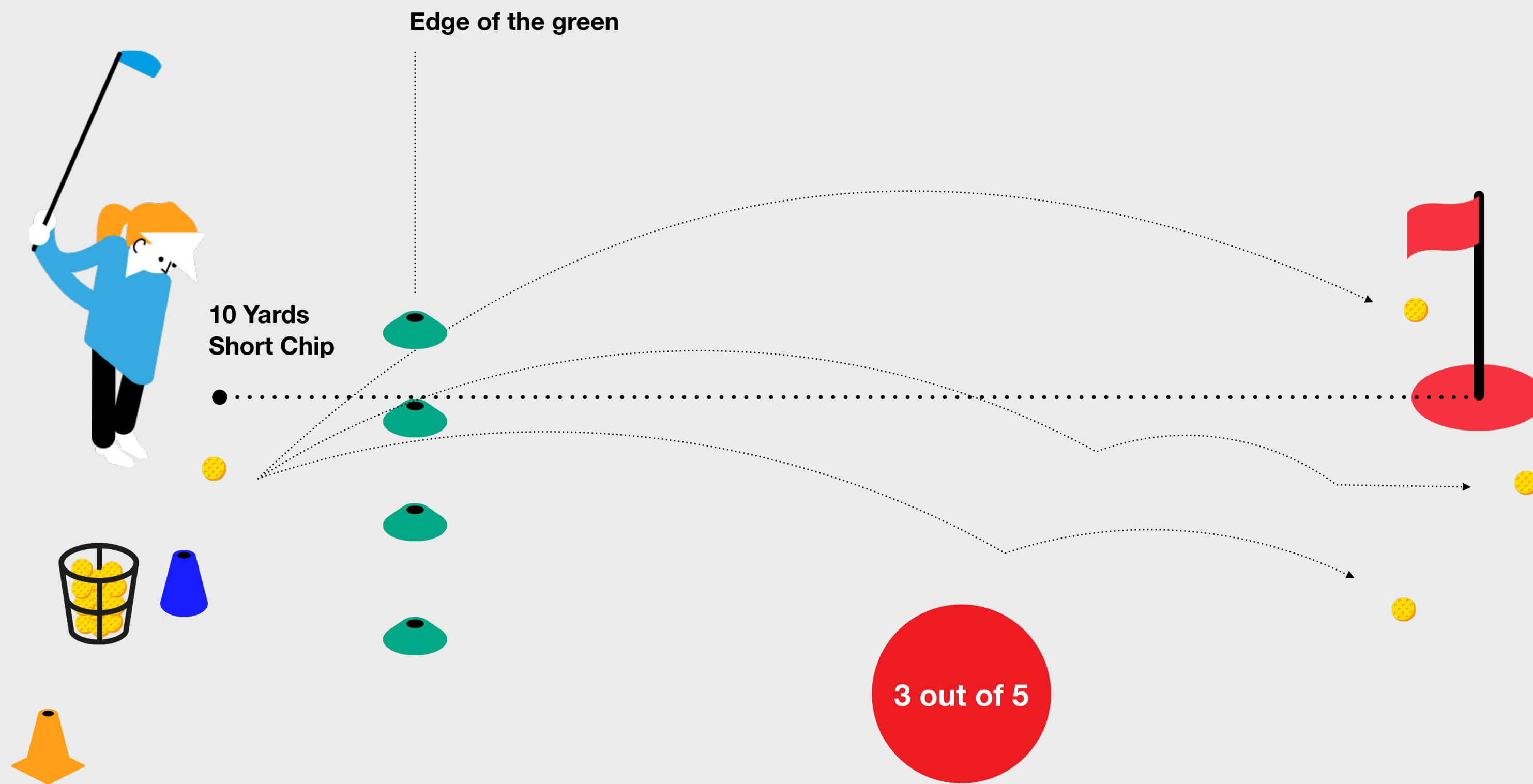
You can now award the child their Level 1 On the Green Hat Pin!



Level 1



Chipping Challenge

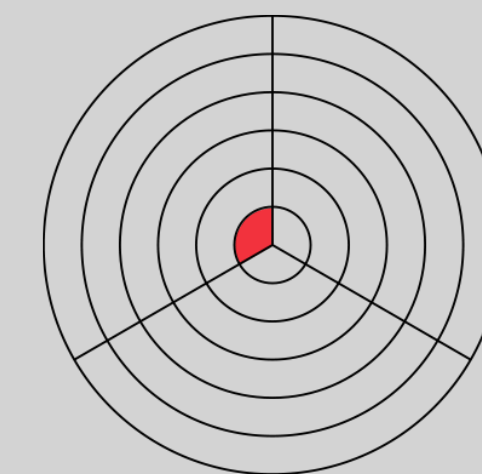


The Challenge

To complete the Level 1 Challenge within the Chipping skill element, the child needs to get 3 shots out of 5 anywhere on the green from a starting distance of 10 yards.

What to do next?

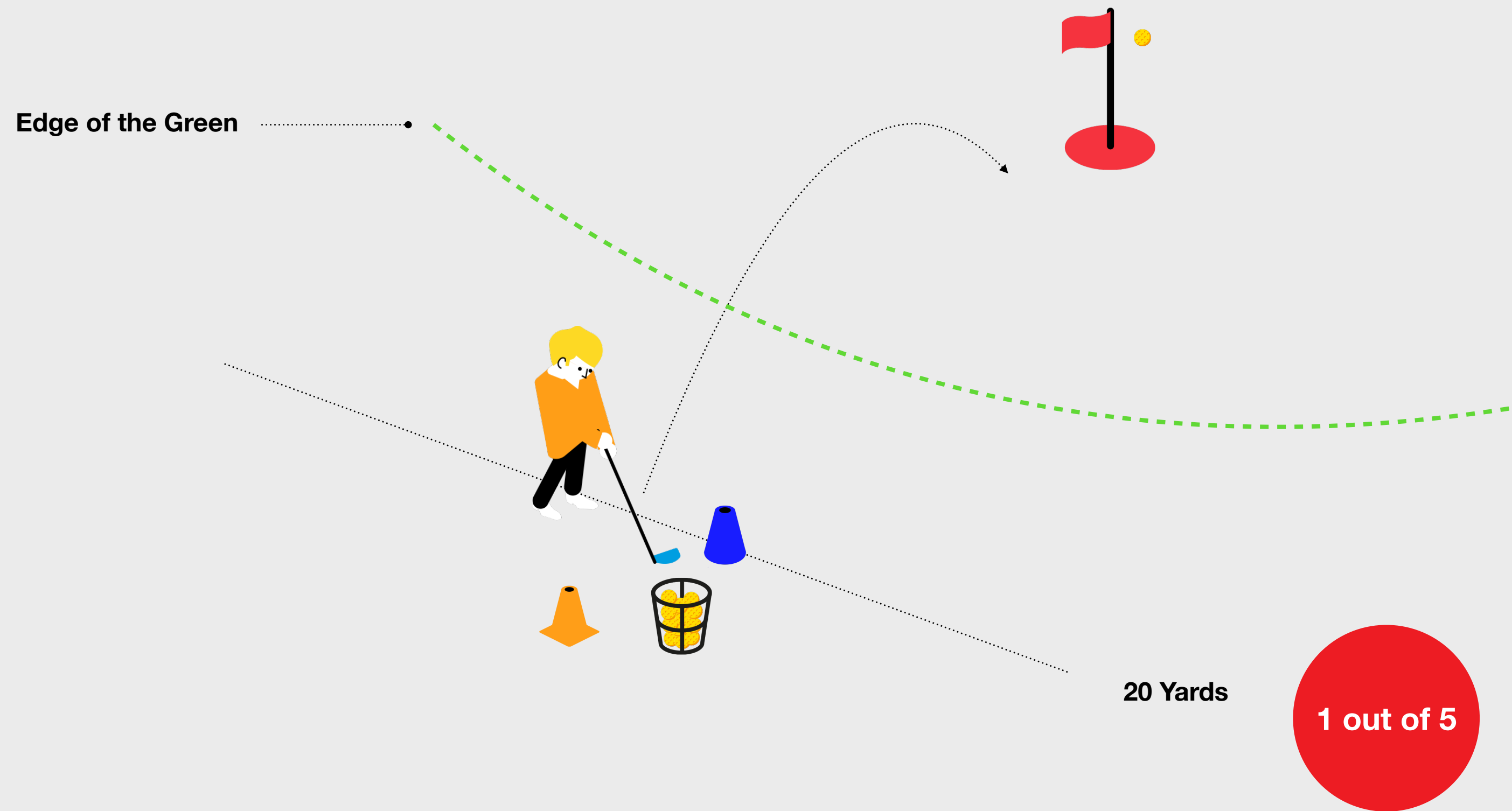
If the child completes the Level 1 challenge, they can color in the first level of the Chipping section of the Around the Green myGame Wheel and add a Sticker to their Level 1 Tracker Sheet.



Chipping



Pitching Challenge

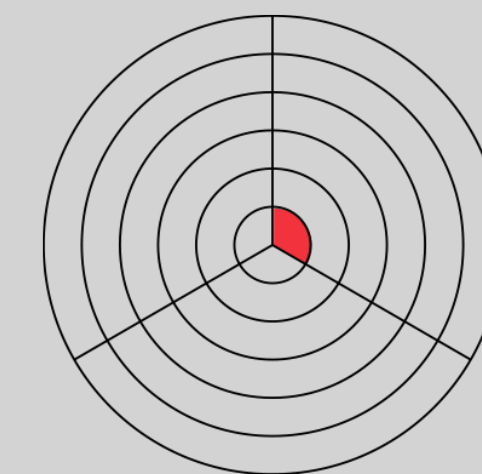


The Challenge

To complete the Level 1 Challenge within the Pitching skill element, the child needs to get 1 shot out of 5 anywhere on the green. The shot does not need to land on the green.

What to do next?

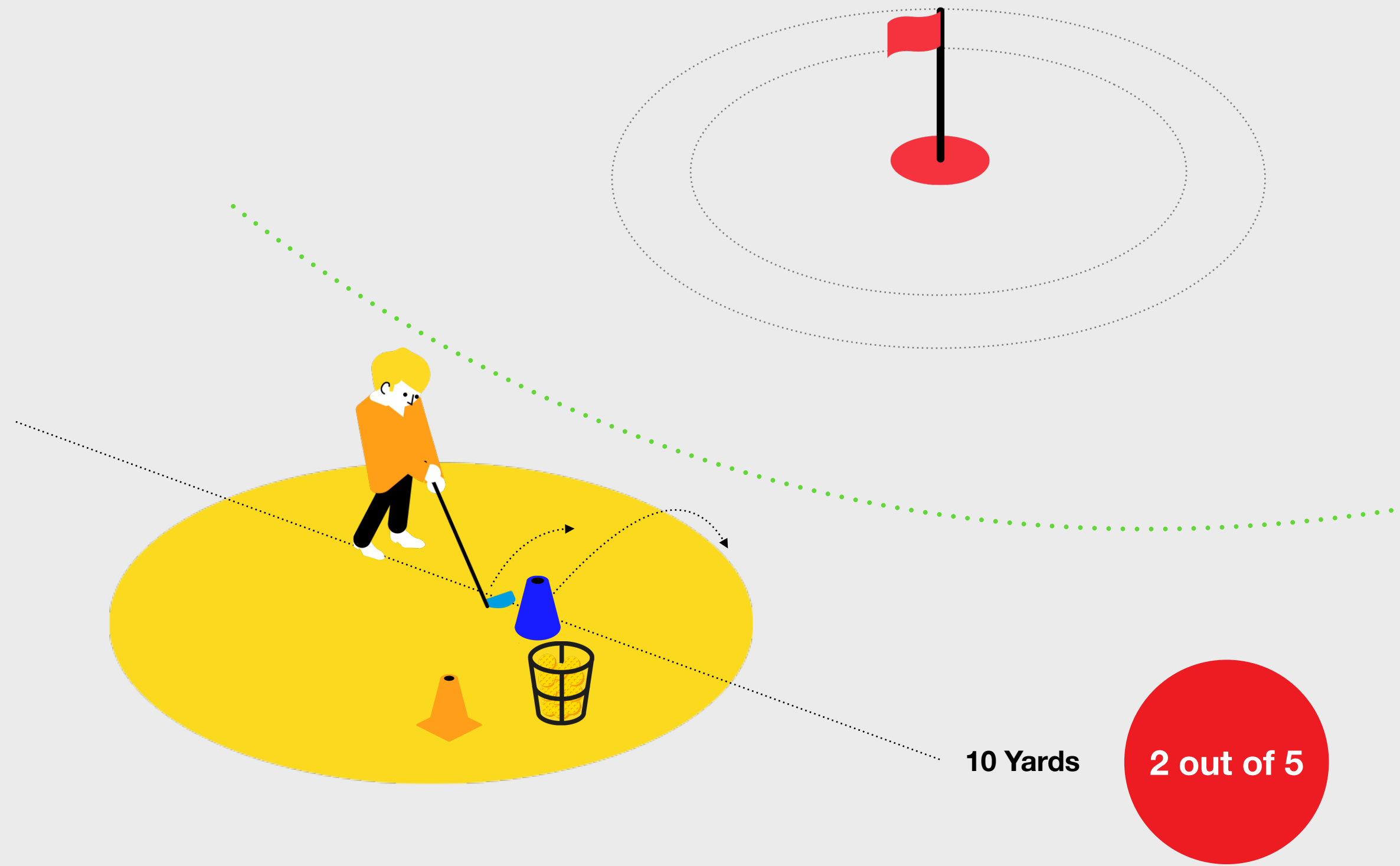
If the child completes the Level 1 challenge, they can color in the first level of the Pitching section of the Around the Green myGame Wheel and add a Sticker to their Level 1 Tracker Sheet.



Pitching



Bunker Play Challenge

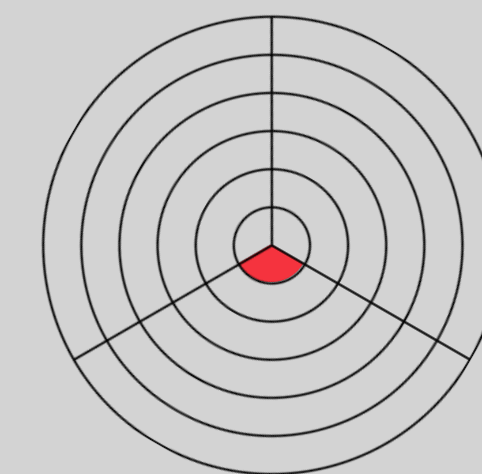


The Challenge

To complete the Level 1 Challenge within the Bunker skill element, the child needs to contact the ball in the sand 2 out of 5 times.

What to do next?

If the child completes the challenge, they can color in the first level of the Bunker section of the Around the Green myGame Wheel and add a Sticker to their Level 1 Tracker Sheet.



Bunker Play



Awarding an Around the Green Hat Pin

The graphics below indicate what is required to award the child their Level 1 On the Green Pin:



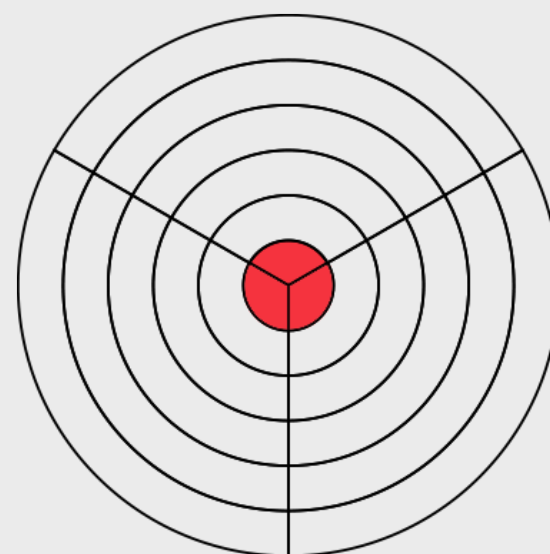
Level 1 Tracker Stickers

All of the stickers have been added to the tracker sheet.



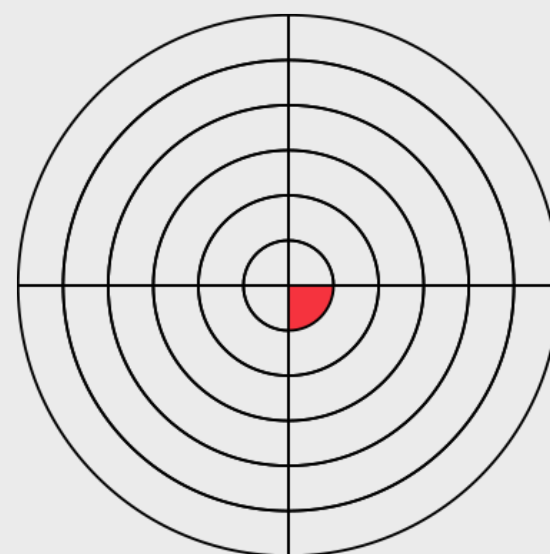
Around the Green myProgress Wheel

The level 1 circle has been colored in within the child's myJunior folder.



Mastering the Game myProgress Wheel

The level 1 section has been colored in within the child's myJunior folder.



What to do next?

You can now award the child their Level 1 Around the Green Hat Pin!



Level 1



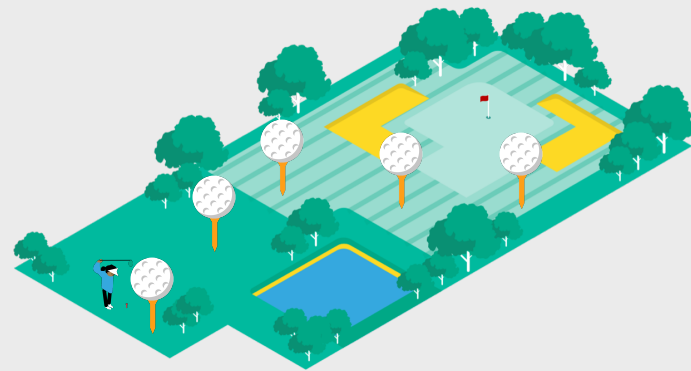
On the Course Challenges



Scoring

The Challenge

To complete the Level 1 Scoring Challenge the child needs to score 27 or under over 3 holes from any starting tee.



Attendance

The Challenge

To complete the Level 1 Scoring Challenge, the child needs to attend 1 Course Play Event.



Holes

The Challenge

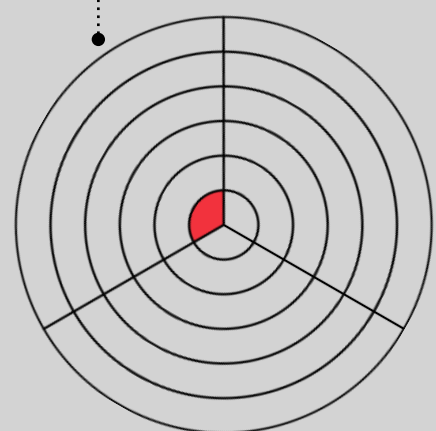
To complete the Level 1 Scoring Challenge the child needs to complete 1 Hole on the course from any starting tee.



What to do next?

If the child completes the Level 1 challenge, they can also color the Scoring section of the myProgress Wheel and add a Sticker to their Level 1 Tracker Sheet.

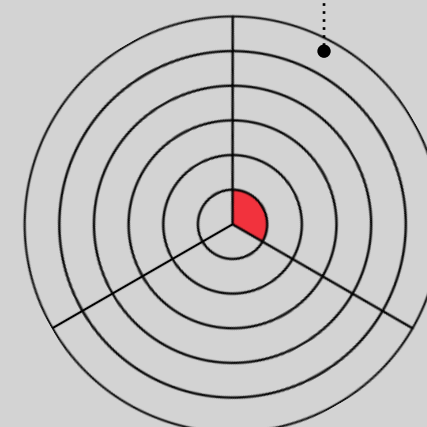
Scoring



What to do next?

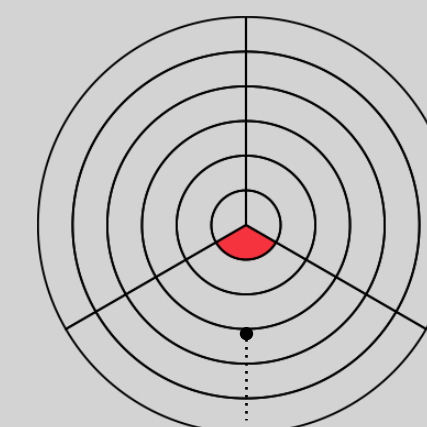
If the child completes the Level 1 challenge, they can also color the Attendance section of the myProgress Wheel and add a Sticker to their Level 1 Tracker Sheet.

Attendance



What to do next?

If the child completes the Level 1 challenge, they can also color the Holes section of the myProgress Wheel and add a Sticker to their Level 1 Tracker Sheet.



Holes



Awarding a Play Pin

The graphics below indicate what is required to award the child their Level 1 Play Hat Pin:



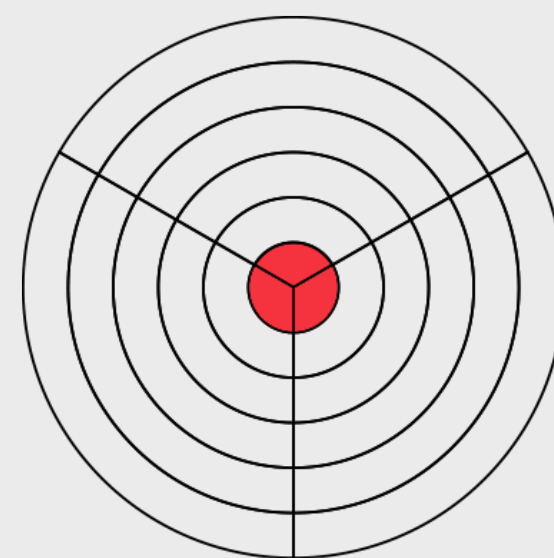
Level 1 Tracker Stickers

All of the stickers have been added to the tracker sheet within the child's myJunior folder.



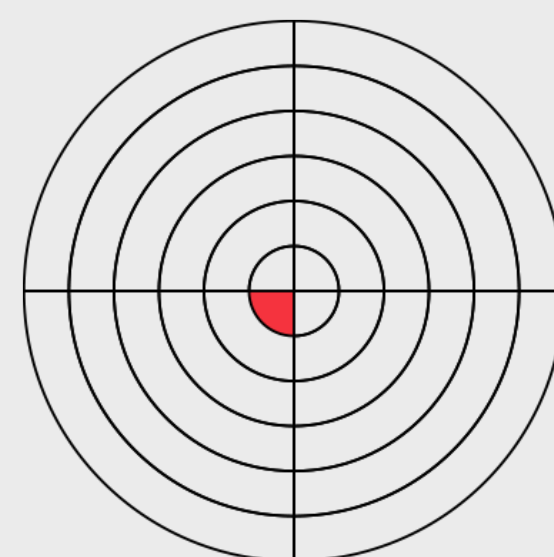
Play myProgress Wheel

The level 1 circle has been colored in within the child's myJunior folder.



Mastering the Game myProgress Wheel

The level 1 section has been colored in within the child's myJunior folder.



What to do next?

You can now award the child their Level 1 Play Hat Pin!



Level 1



Awarding a Level 1 Hat

The graphics below indicate what is required to award the child their Level 1 Hat:



What to do next?

You can now award the child their Level 1 Hat!



Level 1



Step 1

Level 1 Tracker Stickers

All 12 stickers have been added to the tracker sheet.



Step 2

Skill Hat Pins

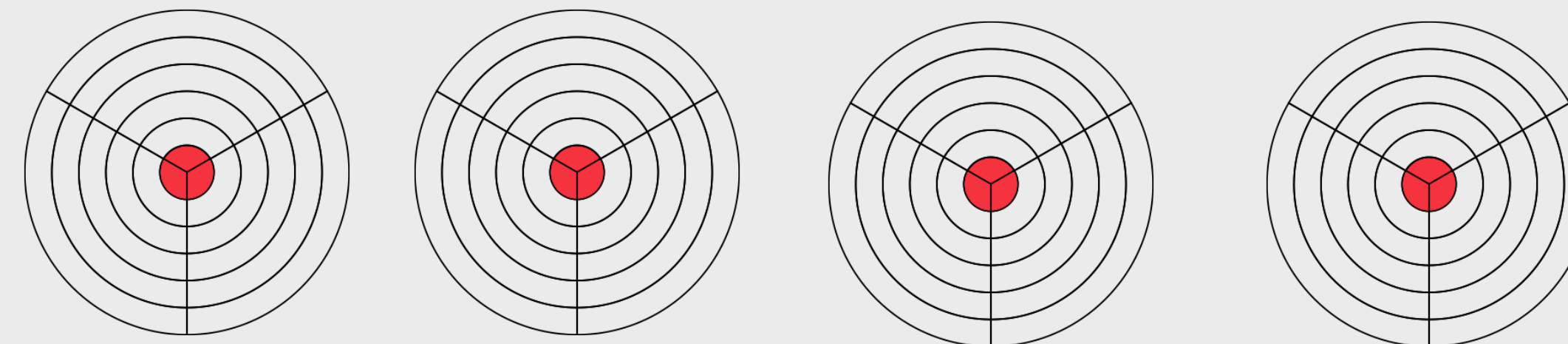
All of the Skill Hat Pins have been collected.



Step 3

Skill myProgress Wheels

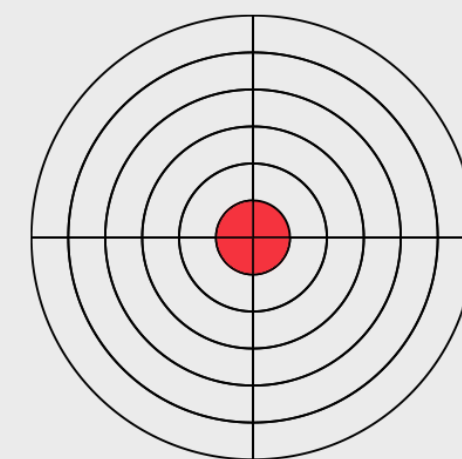
All Level 1 sections of the Skill myProgress wheels have been colored in.



Step 4

Mastering the Game myProgress Wheels

The level 1 section of the Mastering the Game myProgress wheel has been colored in.



Thank you.