



Step 6 - Post Event



Please find listed below the recommended actions that you need to take during this step of implementation:




Distribute your Post Event Communication

Contact all of your participants, use the Course Play Post Event Email Template to thank all the parents for their support, and highlight some of the successes from the event. Use one of the following methods to communicate this.




Send to event attendees via email - [Click Here for Tutorial Video](#)

A tutorial showing you this feature is also available within the Communication page of the Training Hub.



Send via GLF. Locker Messaging - [Click Here for Tutorial Video](#)

A tutorial showing you this feature is also available within the Communication page of the Training Hub.



Send via GLF. Locker In-App Messaging - [Click Here for Tutorial Video](#)

A tutorial showing you this feature is also available within the Communication page of the Training Hub.

Program management will be distributing a survey periodically to parents and guardians of children who attend your Course Play events. To support this element and drive the success of the program, please ensure that your student information is up to date and advise parents/guardians to complete this when it is distributed.