


Step 6 - Post Event




Please find listed below the recommended actions that you need to take during this step of implementation:




Distribute your Weekly Post Class Communication

Contact all of the participants of your Junior Monthly program each week. This communication should include the winner of the achiever award for the class, what was covered and your personal highlights. Use the methods below to communicate this, you can find the Weekly Crush It Class Email Template within the 'Communication' section of the Training Hub.




Send to event attendees via email - [Click Here for Tutorial Video](#)

A tutorial showing you this feature is also available within the Communication page of the Training Hub.



Send via GLF. Locker messaging - [Click Here for Tutorial Video](#)

A tutorial showing you this feature is also available within the Communication page of the Training Hub.



Send via GLF. Locker in-app messaging - [Click Here for Tutorial Video](#)

A tutorial showing you this feature is also available within the Communication page of the Training Hub.

Program management will be distributing a survey periodically to parents and guardians of children who attend your Junior Monthly program. To support this element and drive the success of the program, please ensure that your student information is up to date and advise parents/guardians to complete this when it is distributed.