



# Step 6 - Post Event




Please find listed below the recommended actions that you need to take during this step of implementation. This stage is all about following up with your event participants to gain feedback and further engagement in the program.




## Distribute your post event communication

*This communication should include a thank you to all participants, more opportunities for the girls to play, and further information on the Crush It program. Use the methods below to communicate this. You can find the template communication within the communication section of the Training Hub.*



### Send to event attendees via email - [click here for tutorial video](#)

*A tutorial showing you this feature is also available within the communication page of the Training Hub.*



### Send via GLF. Locker Messaging - [click here for tutorial video](#)

*A tutorial showing you this feature is also available within the communication page of the Training Hub.*

**Program management will be distributing a survey periodically to parents and guardians of children who attend your Girls Golf Experience events. To support this element and drive the success of the program, please ensure that your student information is up to date and advise parents and guardians to complete this when it is distributed.**

