



Step 5 - Delivery




Please find listed below the recommended actions that you need to take during this step of implementation:



Review the Program Calendar

The program calendar is found within the Planning section of the Game On page of the Training Hub. It provides you with an overview of the focus of each class across the program year. It also informs you of the challenge and which class plan to review from the Class Plans page within the Training Hub.



Review the Class Plans

Navigate to the Class Plans section within the Game On page and download the correct Class Plan Week. You can use this to plan your class for the first week of delivery.



Communicate Class Information

Use the "Welcome Email" template in the Communication section of the Game On page of the Training Hub. This should detail everything the student needs to know and include further program information.



Communicate Mastering the Game Skills Challenges

Download and send the "Mastering the Game Skills Challenges - Learner Resource" and send to all participants so that they are aware of the different challenges to practice and what they need to do to achieve the next level.



Create Your Messaging Groups

Inform your club contacts, including your golf shop or reservations team, that marketing has been released so they are informed about the program and can deal with any enquires appropriately.