



Step 6 - Post Event




Please find listed below the recommended actions that you need to take during this step of implementation. This stage is all about following up with your event participants to gain feedback and promote further engagement in the program.




Distribute your Post Event Communication

This communication include a thank you to all participants, and further information on the Crush It junior program for those that are not a part of the program. Use the methods below to communicate this. You can find the template communication within the 'Communication' section of the Training Hub.




Send to Event Attendees via Email - [Click Here for Tutorial Video](#)

A tutorial showing you this feature is also available within the Communication page of the Training Hub.



Send via GLF. Connect Messaging - [Click Here for Tutorial Video](#)

A tutorial showing you this feature is also available within the Communication page of the Training Hub.



Send via GLF. Connect Emails/ Contact Groups - [Click Here for Tutorial Video](#)

*A tutorial showing you this feature is also available within the **Communications** page of the Training Hub.*

Program management will be distributing a survey periodically to parents and guardians of children who attend your Social Play events. To support this element and drive the success of the program, please ensure that your student information is up to date and advise parents/guardians to complete this when it is distributed.

