

Practice Around the Green

Monday, September 19th - Sunday, September 25th



GAMEON
GOLF DEVELOPMENT

Contents

- 3 Practice Club Timetable
- 5 Setup and Layout
- 6 Mastering the Game Skill Challenge Setup
- 7 Game Cards
- 9 Learning the Game Focus
- 10 Whole Golfer Focus
- 11 Mastering the Game Skills Challenges



Class Timetable

Class Timetable

Session Length: 60mins

Time	Focus	Class Content
15 Mins	Introduction and Whole Golfer Focus	<ul style="list-style-type: none"> Outline the objective of the Practice Club to the Group Explain the layout of the session Outline the Challenges that can be attempted in the Class and make those attending aware of the Challenge Cards demonstrating how to attempt the Challenge Outline the Games available within the Class Explore the Whole Golfer Focus for the Class
20 Mins	Games, Practice & Challenge Time	<ul style="list-style-type: none"> Those attending the class can now engage in individual practice, social practice and competitive play and attempt the Mastering the Game Skills Challenges Opportunity for Private Coaching A chance for those attending Allow for self-discovery and guided learning
15 Mins	Learning the Game Focus	<ul style="list-style-type: none"> Get the group together to introduce the Learning the Game Focus Learners should have the option to carry on their activity to suit their needs or participate in the group
10 Mins	myGame Tracking and Recap	<ul style="list-style-type: none"> Recap the class focus and answer any questions Add any lesson notes to the learner's Student Connect on GLF Locker Allow for time for the Learners to enter their Challenge Score in the myGame Area and complete the challenge if they have been successful. Learners should mark their attendance at a Practice Club in the myJourney section of the myGame area of GLFLocker Direct the learners to the online resource for the Whole Golfer and Learning the Game Focus

Mastering the Game Focus:
On the Green
Long Putts, Short Putts & Scoring

Whole Golfer Focus
Basic Pre Shot Routine

Learning the Game Focus:
Etiquette on the Putting Green - Line of the putt

Challenge:
Short Putts challenge
Long Putts challenge
Scoring Challenge

Games / Drills / Resources
Basic Pre- Shot Putting Routine

Etiquette on the Putting Green - Line of the putt

© 2020 Powered by Orbis Golf



Class Timetable

Session Length:

60mins

Group Size:

1:12

Mastering the Game:

Around the Green
Bunker Play

Whole Golfer Focus

What is a handicap
index?

Learning the Game Focus:

Rules and Etiquette
Play the ball as it lies

Challenge:

Chipping Challenge
Pitching Challenge
Bunker Play Challenge

Time	Focus	Class Content	Games / Drills / Resource
10 Mins	Introduction and Whole Golfer Focus	<ul style="list-style-type: none"> Objectives; Opportunity for learners to practice around the green Practice station: Entry Point Game station: Single, Double, Triple Whole Golfer Focus: What is a handicap index? 	
20 Mins	Games, Practice and Challenge Time	<ul style="list-style-type: none"> Play the games individually, in pairs or in groups Opportunity for private coaching Develop social connections and allow for self-discovery and guided learning 	Entry Point Single, Double, Triple
5 Mins	Learning the Game Focus	<ul style="list-style-type: none"> Get the group together to introduce the Learning the Game Focus Learners should have the option to carry on their activity to suit their needs or participate in the group introduction 	<ul style="list-style-type: none"> Play the ball as it lies
15 Mins	Games, Practice and Challenge Time	<ul style="list-style-type: none"> Play the games individually, in pairs or in groups Opportunity for private coaching Develop social connections and allow for self-discovery and guided learning 	Entry Point Single, Double, Triple
10 Mins	myGame Tracking and Recap	<ul style="list-style-type: none"> Recap and add any lesson notes to the learner's Student Connect on GLF.Connect Allow for time for the learners to enter their Challenge Score in the myGame Area and complete the challenge if they have been successful Learners should mark their attendance at a Practice Club in the myJourney section of the myGame area 	<ul style="list-style-type: none"> GLF. Connect myGame App Whole Golfer online resource Learning the Game online resource

Practice Around the Green Class Layout and Setup

Station 1:
Skills Challenge
Chipping




Station 2:
Skills Challenge
Pitching



Station 3:
Skills Challenge
Bunker Play



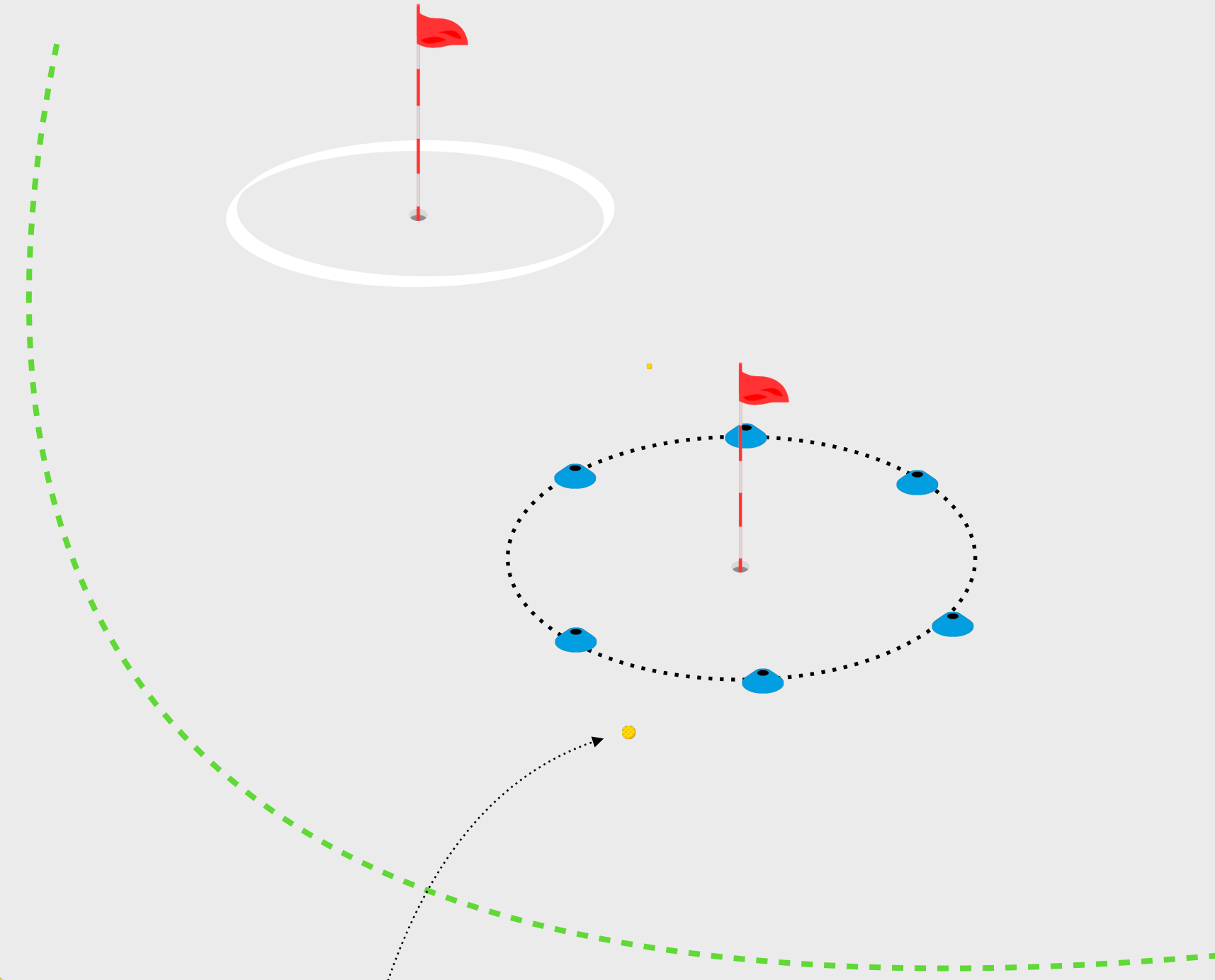

Station 4:
Practice Station
Entry Point



Station 5:
Game Station
Single Double Triple

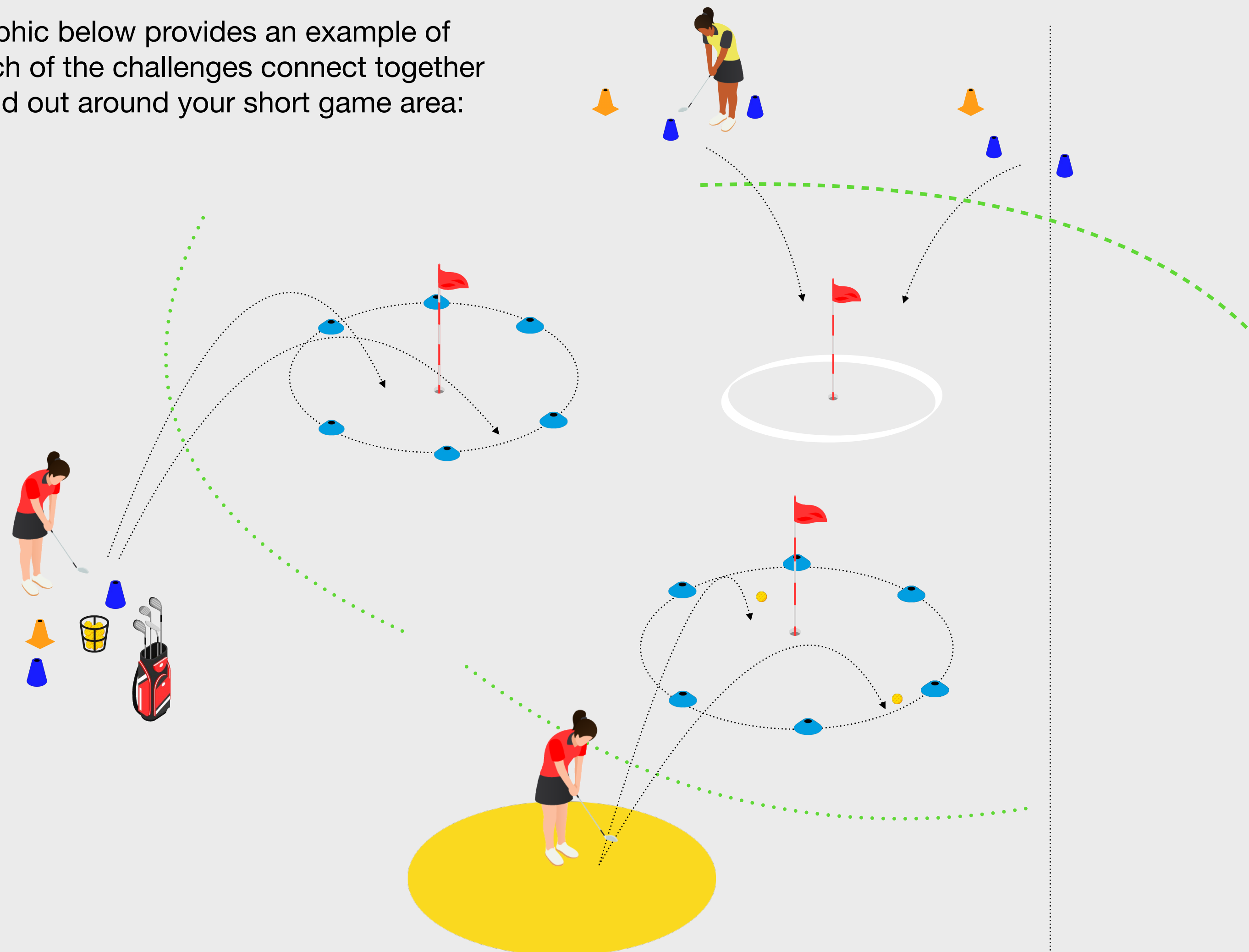


Station 6:
Secondary Skill
Putting



Around the Green Challenges


The graphic below provides an example of how each of the challenges connect together when laid out around your short game area:



Please find below a list of the equipment you require for these challenges:



Cones to mark the starting position



Colored Cones to mark the 10 yard Target Circles



10 ft diameter hoop



Safety Cones

Entry Point



Equipment Needed

- Sand Wedge
- Golf balls

How to Practice

- The learner should draw a line in the sand, and then attempt to strike the line in order to practice getting the entry point consistent
- The learner should hit two or three practice swings, hitting the line each time, and then place a ball just an inch ahead of the line and repeat their swing in order to hit the ball out of the sand

Technical Link

- This activity will help learners build an awareness of where their club is entering the sand

Single, Double, Triple



Equipment Needed

- Sand Wedge
- Cones
- Golf balls

How to Play

- Players take it in turns to hit their shots, they can have either 1, 2 or 3 attempts each turn
- The learner receives 1 point if they hit the ball out of the bunker, 2 points if they hit the ball onto the green and 3 points if they hit the ball inside the 10 yard circle of cones
- If the learner chose to have just 1 attempt they get to triple the points scored, if they chose 2 attempts they double the points scored for that round
- The winner is the learner that scores the most points each round

Progression Ideas

- Increase the difficulty of the challenge by asking learners to choose how many attempts their opponent needs to take each round

Learning the Game

This is an elaboration of the content covered in the Themed Class this week. Be clear that you are covering this so that anyone who missed the themed class is able to receive the content.

Add to the content delivered in the themed class and provide further information on the following areas:

Play the ball as it lies

The Learning the Game theme this week is about understanding that in the rules of golf the ball must be played as it lies, and that air shots still count as a stroke!

Be sure to reinforce that whilst they are learning the adapted rules we have provided them with will be enough to help them as they learn, but as they play with more golfers at the club they need to be aware of the rules of golf.



The Whole Golfer

This is an elaboration of the content covered in the Themed Class this week. Be clear that you are covering this so that anyone who missed the themed class is able to receive the content.

Add to the content delivered in the themed class and provide further information on the following areas:

What is a Handicap Index?

Explain to your learners what a handicap index is, and how by the end of the programme they will be at a standard to achieve a handicap index that will allow them to play and enjoy their golf at different courses around the world.

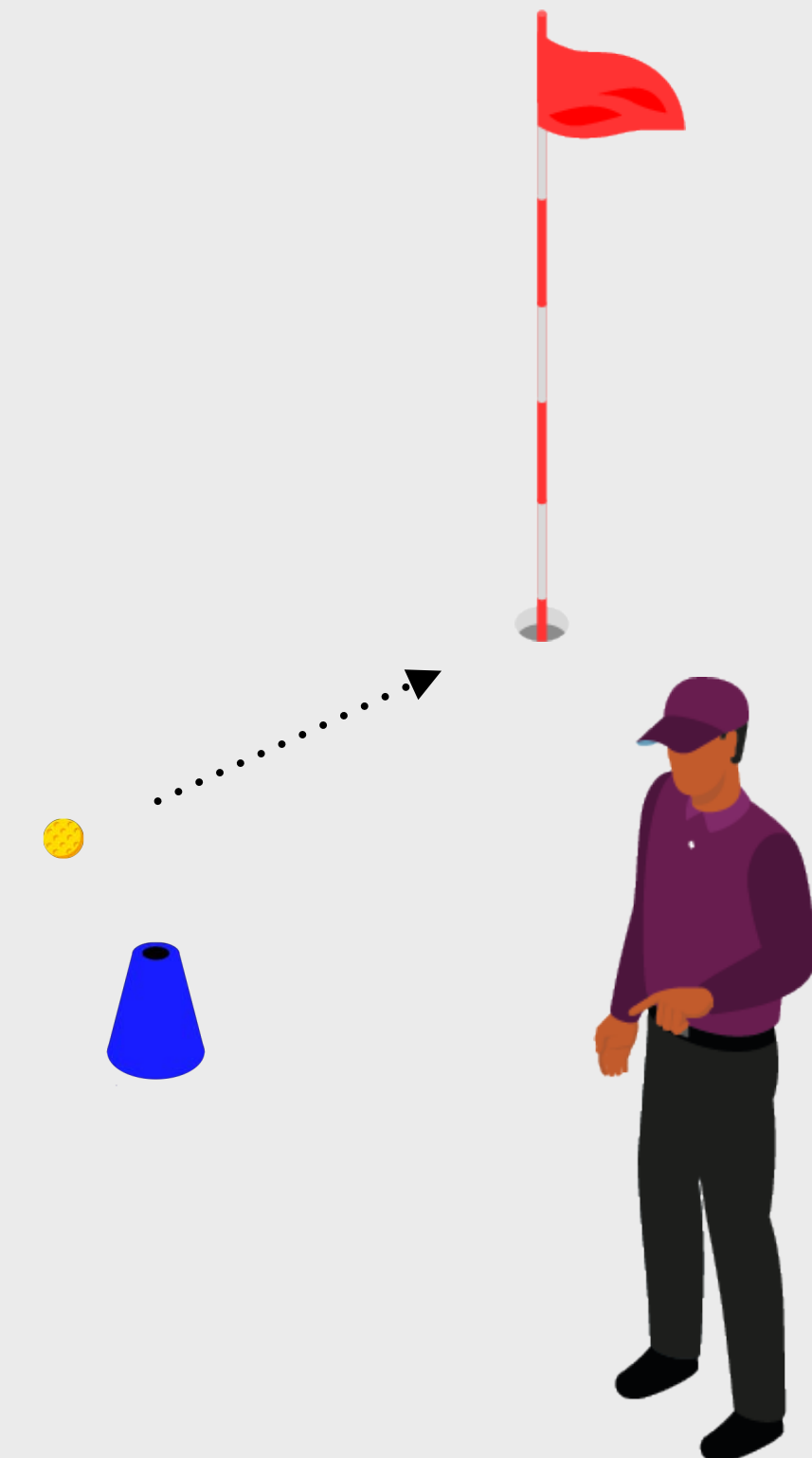


“A Handicap Index provides every golfer, regardless of age, gender or skill level, with a universal measure of playing ability under the World Handicap System™.”



Secondary Skill

To allow for variety of practice during the session, and to enable those that may have missed a class to catch up on practicing some of the other skills we recommend having one of the stations set up as a secondary skill.

This week's secondary skill is **putting**, providing learners an opportunity to practice what has been taught in their putting classes.



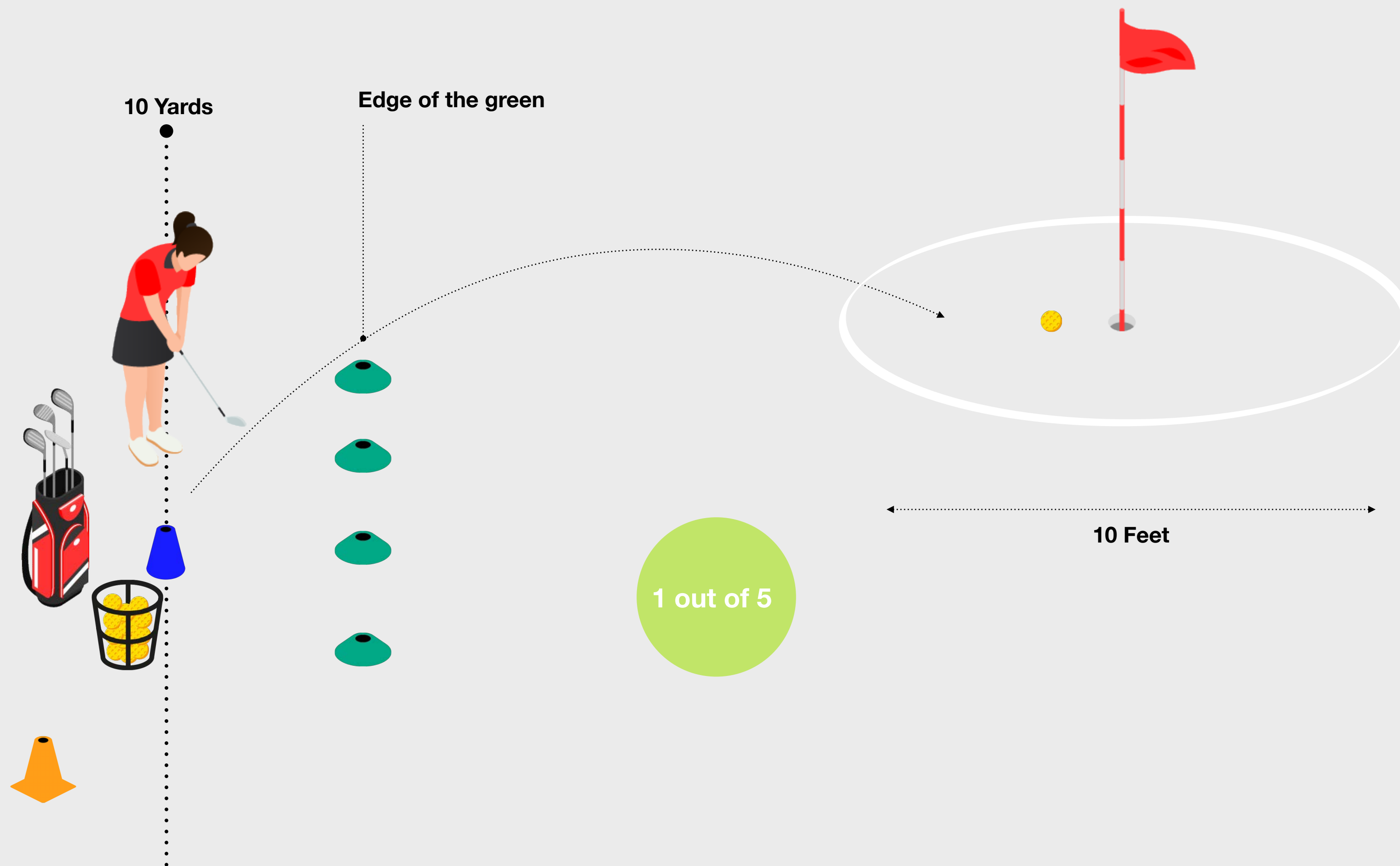
Skill Challenges



Level 1



Chipping Challenge



The Challenge

To complete the Level 1 Challenge the learner needs to chip 1 out of 5 shots to finish within a 10-foot diameter target circle from a distance of 10 yards from the hole.

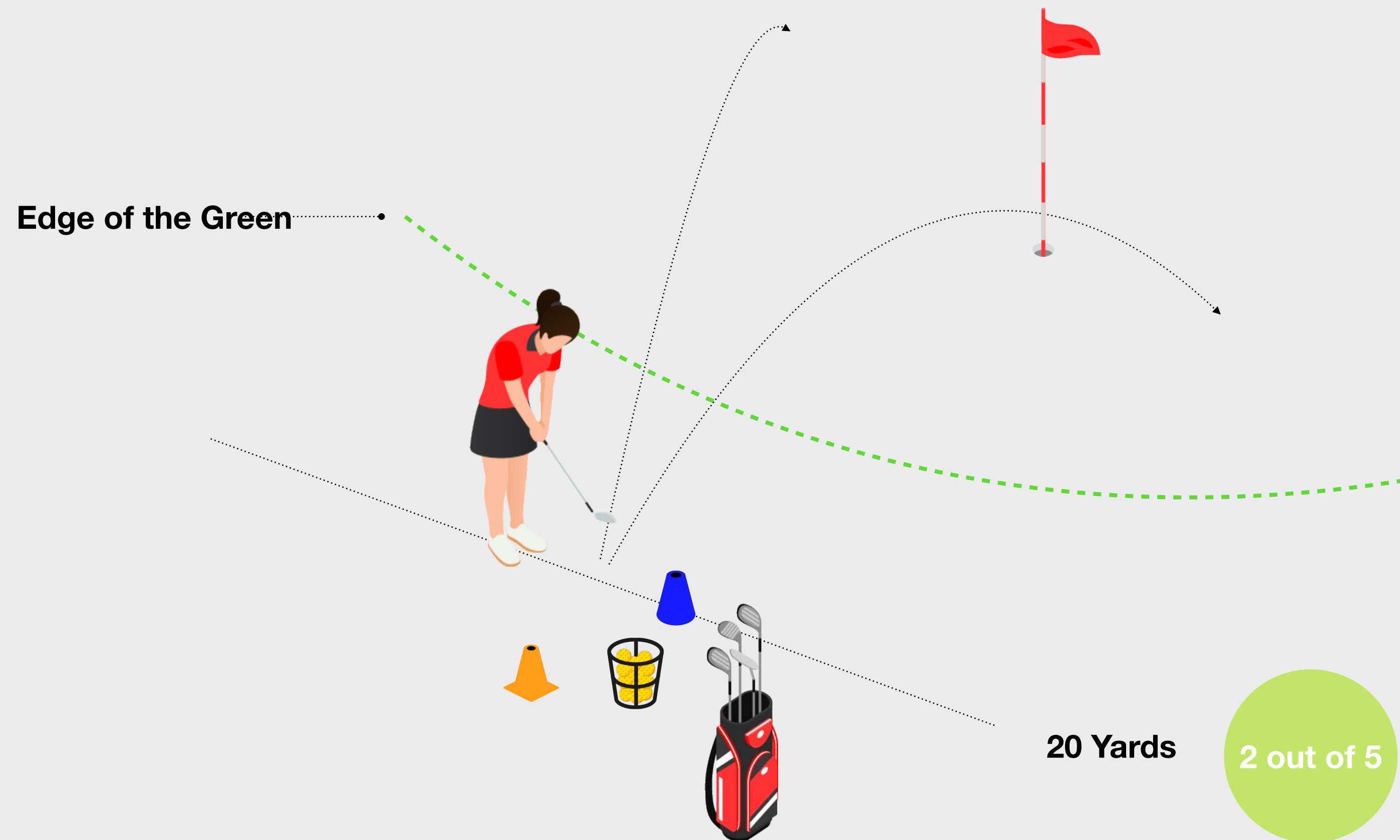
What should the Learner do next?

- Log in to the GLF.Connect App
- If they complete the challenge, mark it as complete in the challenge section

Chipping



Pitching Challenge



The Challenge

To complete the Level 1 Challenge the learner needs to 2 out of 5 shots finish anywhere on the green from a starting position 20 yards from the hole. The learner should start from a minimum distance of 10 yards from the edge of the green.

What should the Learner do next?

- Log in to the GLF.Connect App
- If they complete the challenge, mark it as complete in the challenge section

Pitching



Bunker Play Challenge



The Challenge

To complete the Level 1 Challenge the Learner needs to hit 1 out of 5 shots to finish anywhere out of the bunker.

What should the Learner do next?

- Log in to the GLF.Connect App
- If they complete the challenge, mark it as complete in the challenge section

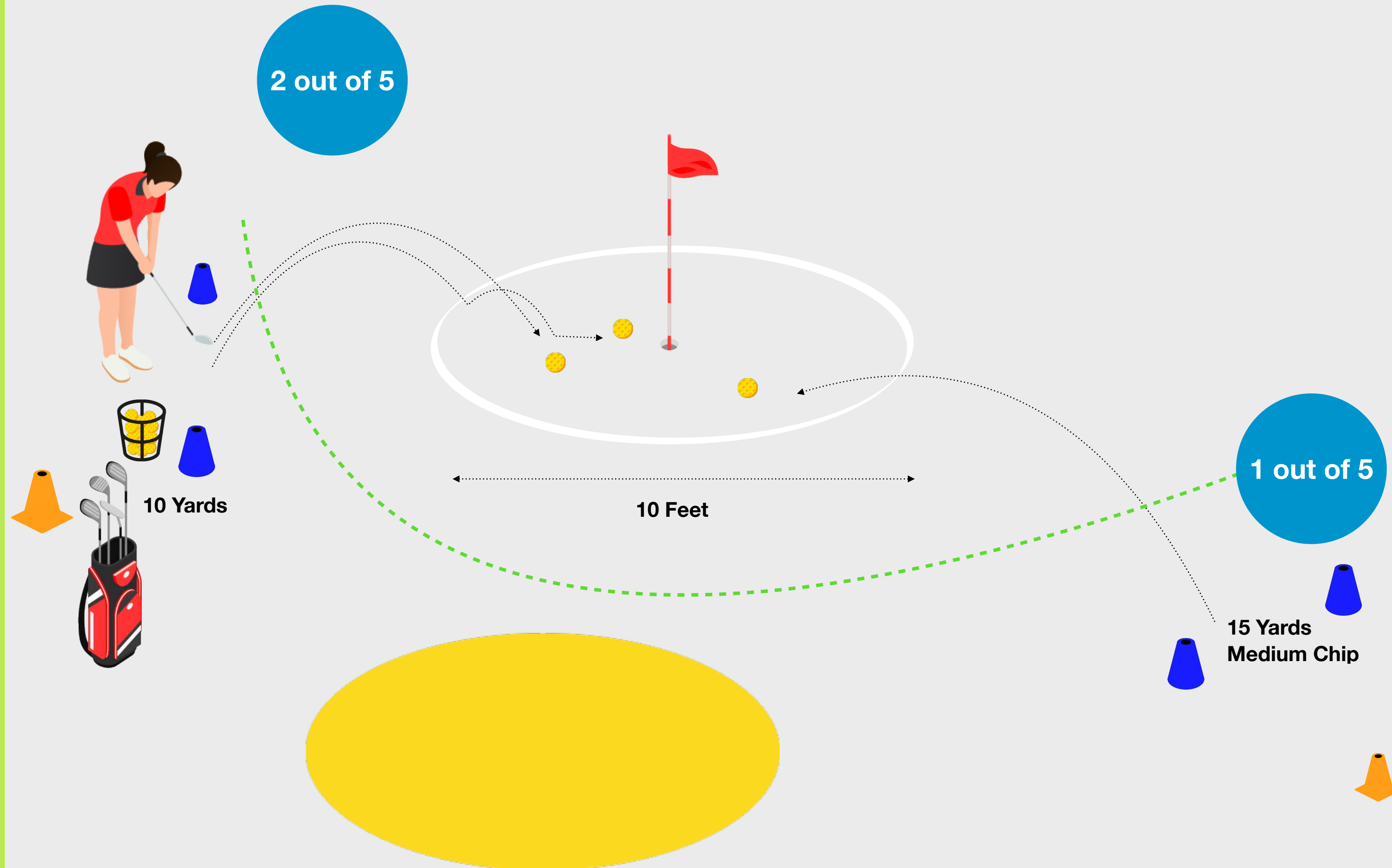
Bunker Play



Level 2



Chipping Challenge



The Challenge

To complete the Level 1 Challenge the learner needs to chip 2 out of 5 shots from 10 yards and 1 out of 5 shots from 15 yards to finish within a 10-foot diameter target circle.

What should the Learner do next?

- Log in to the GLF.Connect App
- If they complete the challenge, mark it as complete in the challenge section

Chipping



Pitching Challenge



The Challenge

To complete the Level 2 Challenge the learner needs to hit 1 out of 5 shots from 20 yards within a 10-yard circle.

What should the Learner do next?

- Log in to the GLF.Connect App
- If they complete the challenge, mark it as complete in the challenge section

Pitching



Bunker Play Challenge



The Challenge

To complete the Level 1 Challenge the learner needs to hit 2 out of 5 shots to finish anywhere on the green.

What should the Learner do next?

- Log in to the GLF.Connect App
- If they complete the challenge, mark it as complete in the challenge section

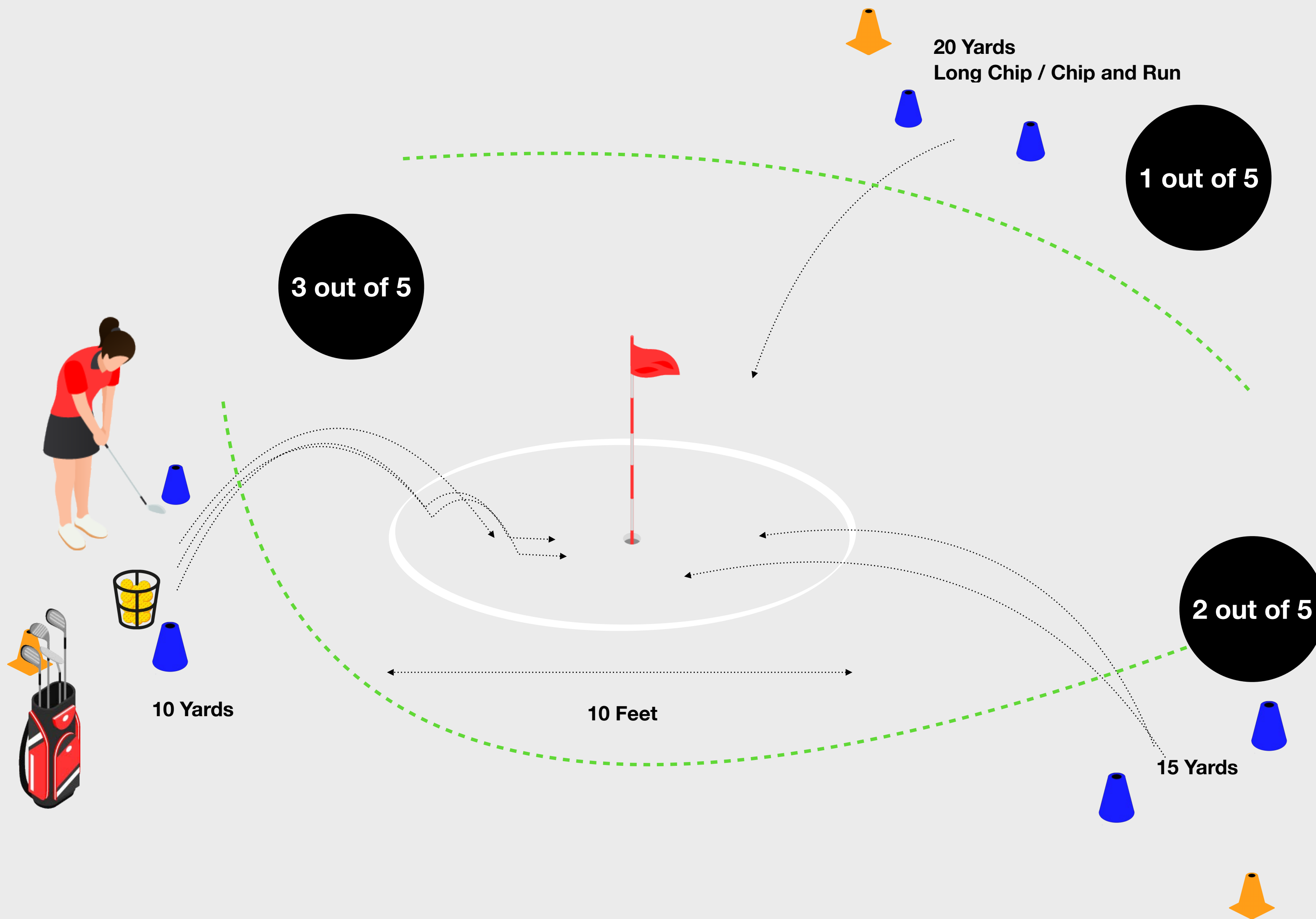
Bunker Play



Level 3



Chipping Challenge



The Challenge

To complete the Level 1 Challenge the learner needs to chip 4 out of 5 shots from 10 yards, 2 out of 5 shots from 15 yards and 1 out of 5 shots to finish within a 10-foot diameter target circle.

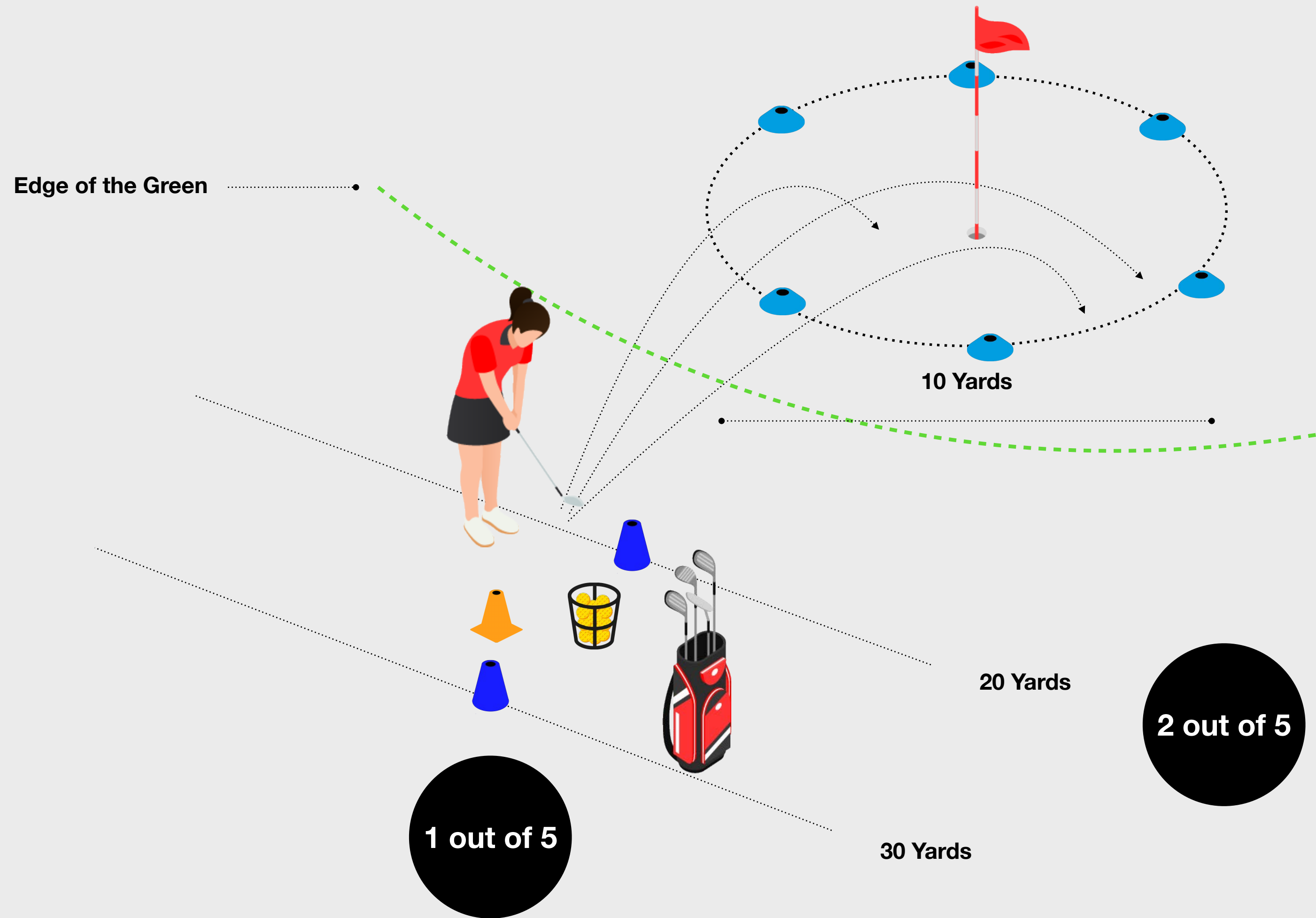
What should the Learner do next?

- Log in to the GLF.Connect App
- If they complete the challenge, mark it as complete in the challenge section

Chipping



Pitching Challenge



The Challenge

To complete the Level 3 Challenge the learner needs to hit 3 out of 5 shots from 20 yards and 1 out of 5 shots to within a 10-yard circle.

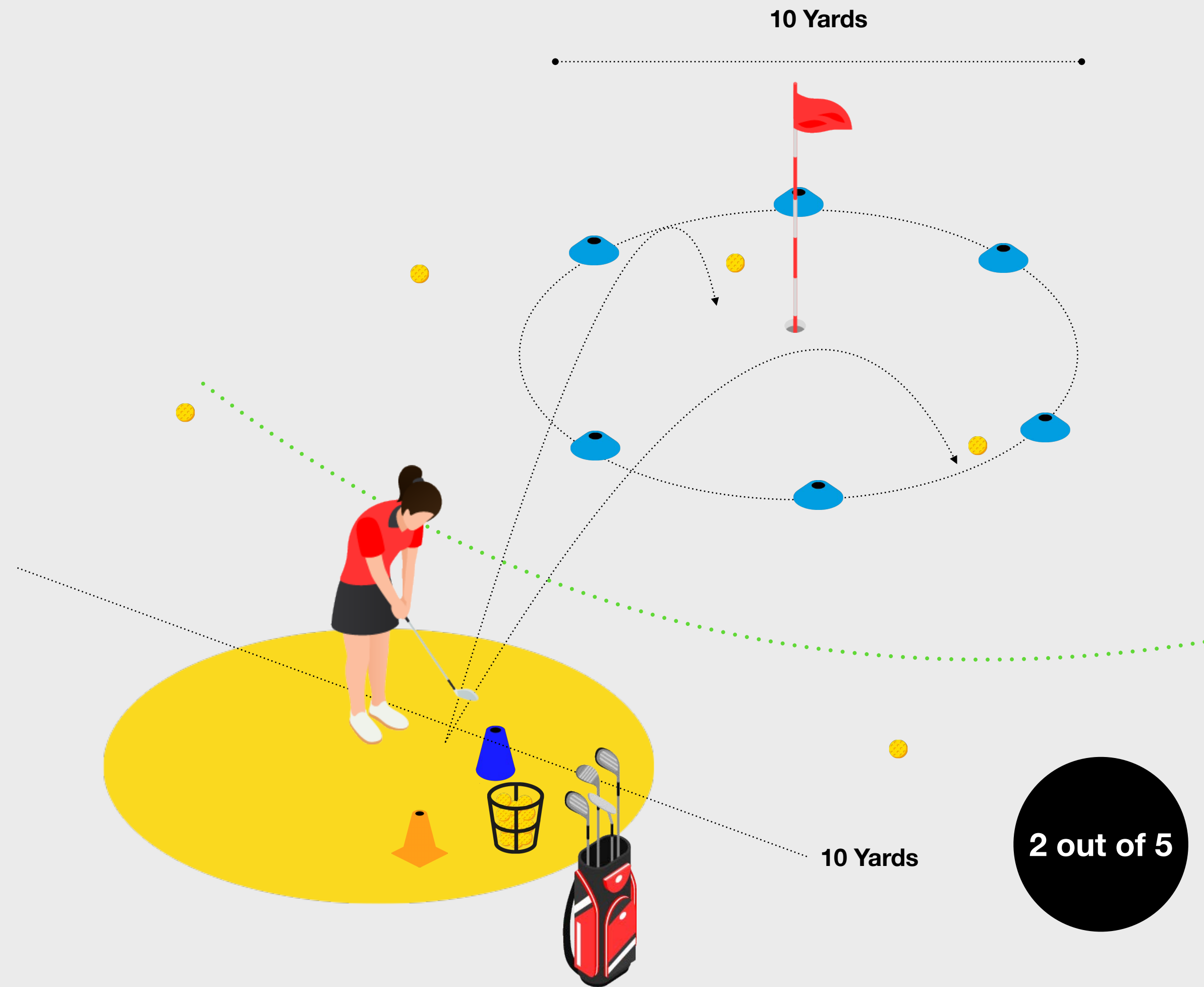
What should the Learner do next?

- Log in to the GLF.Connect App
- If they complete the challenge, mark it as complete in the challenge section

Pitching



Bunker Play Challenge



The Challenge

To complete the Level 3 Challenge the learner needs to hit 1 out 5 shots to come to rest within a 10-yard diameter target circle and all shots must finish out of the bunker

What should the Learner do next?

- Log in to the GLF.Connect App
- If they complete the challenge, mark it as complete in the challenge section

Bunker Play

