

# Break 80 Challenges



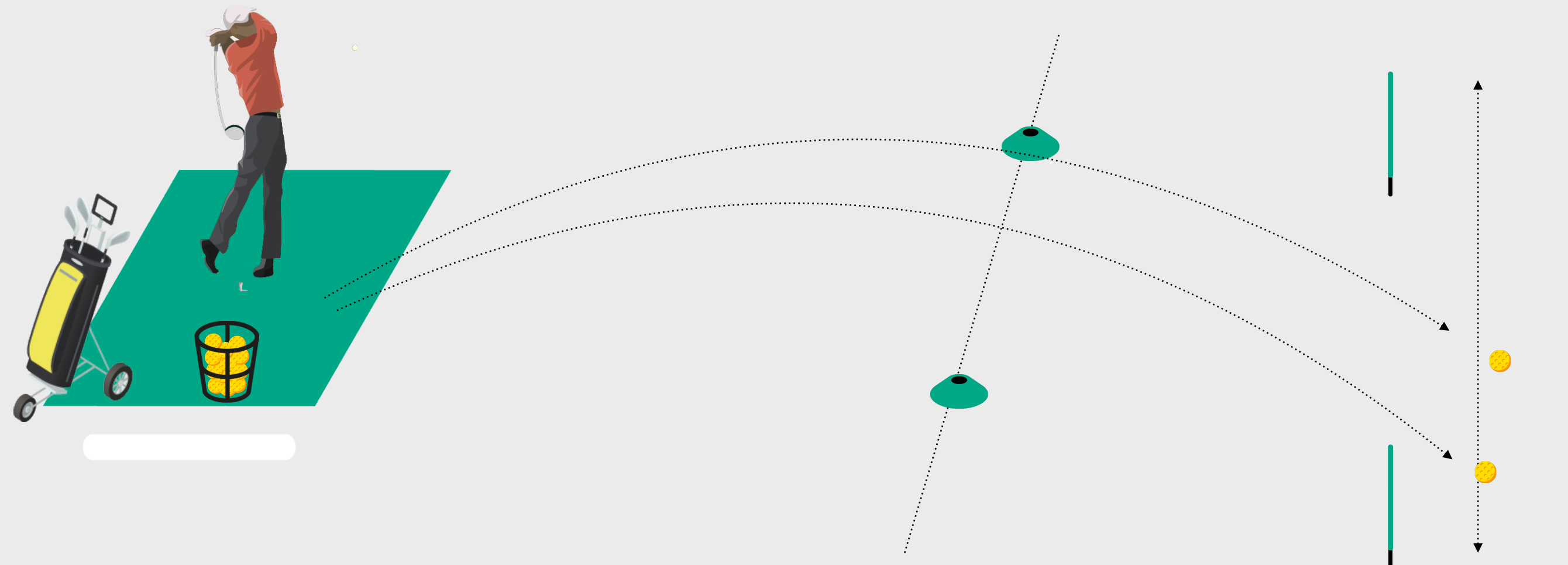
# Driver Challenge

## TRACKMAN

Use the 'TOTAL', 'CARRY' and 'SIDE' features to provide accurate measurement

Select the Appropriate Minimum Distance for your chosen Course Length

| Course Length    | Minimum Distance |
|------------------|------------------|
| < 4500 Yards     | 150              |
| 4500 -5500 Yards | 190              |
| 5500 -6500 Yards | 210              |
| > 6500 Yards     | 250              |



Minimum Distance Markers

30 Yard Wide Target Gate

## Attempting the Challenge

- Students should select the minimum distance based on their home club course length from the table opposite.
- Next, attempt to hit each shot to finish within the target gate and for each shot and note the total distance of each shot relative to the distance markers.
- Record the result of each attempt on the Challenge Scorecard.

## The Challenge

- Hit the number of required shots through the 30 yard wide target gate using a Driver. The student has a total of 10 attempts.

- **8/ 10 shots between a target gate**

## What to do Next:

- On the GLF. Connect App, the student should mark the challenge as complete for scoring goal they complete to achieve their virtual reward.



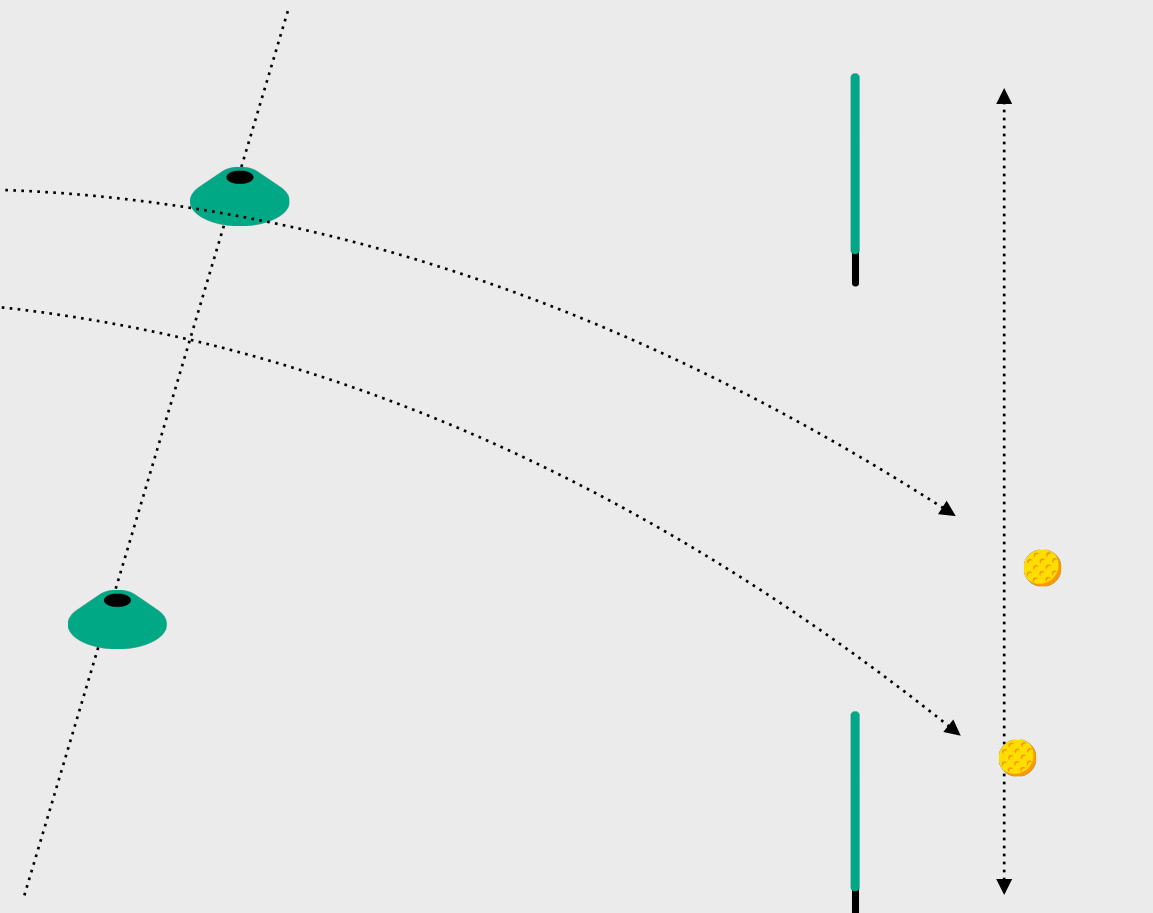
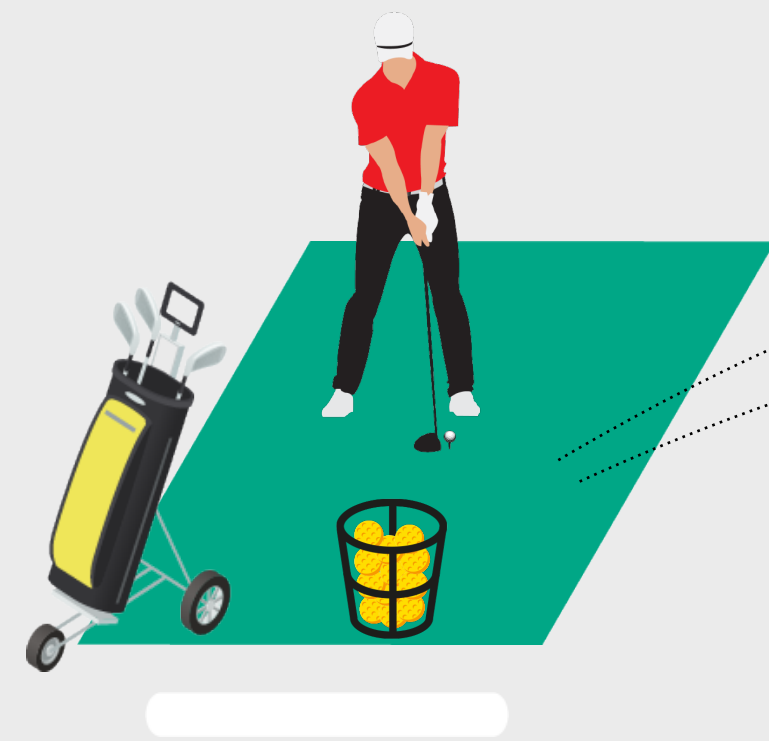


# Fairway Wood Challenge

**TRACKMAN**  
Use the 'TOTAL', 'CARRY' and 'SIDE' features to provide accurate measurement

Select the Appropriate Minimum Distance for your chosen Course Length

| Course Length    | Minimum Distance |
|------------------|------------------|
| < 4500 Yards     | 135              |
| 4500 -5500 Yards | 170              |
| 5500 -6500 Yards | 190              |
| > 6500 Yards     | 215              |



Minimum Distance Markers

30 Yard Wide Target Gate

## Attempting the Challenge



- Students should select the minimum distance based on their home club course length from the table opposite.
- Next, attempt to hit each shot to finish within the target gate and for each shot and note the total distance of each shot relative to the distance markers.
- Record the result of each attempt on the Challenge Scorecard.

## The Challenge

- Hit the number of required shots through the 30 yard wide target gate using a Fairway Wood/Hybrid. The student has a total of 10 attempts.

• 8/ 10 shots between a target gate

## What to do Next:

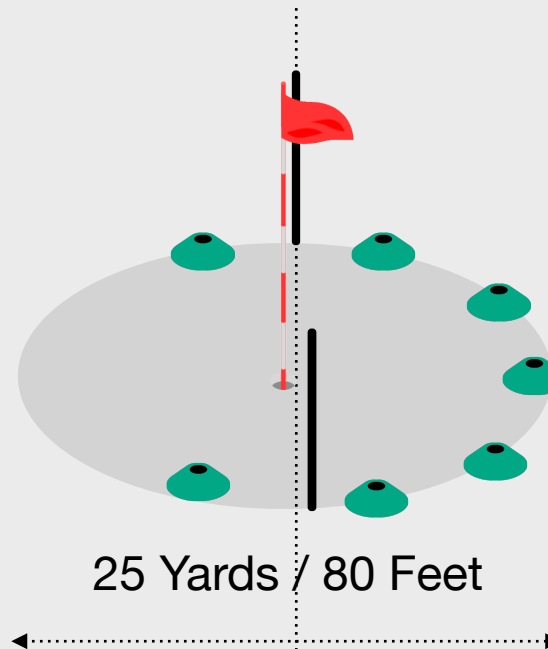
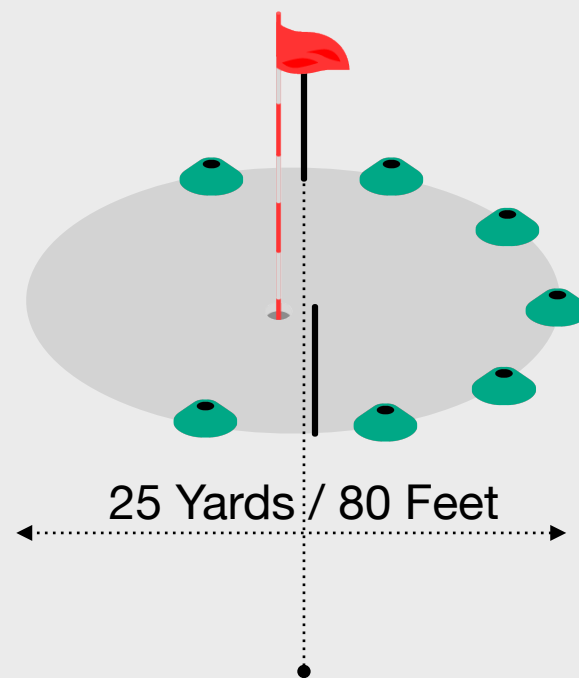
- On the GLF. Connect App, the student should mark the challenge as complete for scoring goal they complete to achieve their virtual reward.



# Iron Challenge

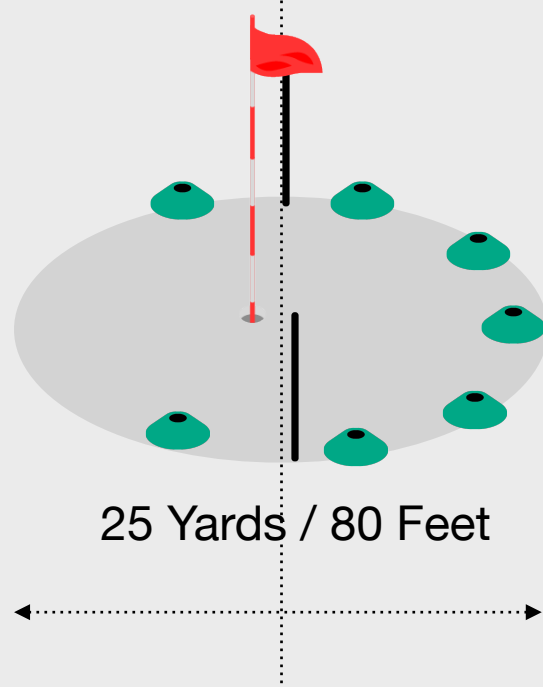

## Middle Distance Green

- Under 4500 Yards .....> 70 - 100 Yards
- 4500 - 5500 Yards .....> 90 - 120 Yards
- 5500 - 6500 Yards .....> 100 - 130 Yards
- Over 6500 Yards .....> 110 - 140 Yards



## Nearest Distance Green

- Under 4500 Yards .....> 50 - 70 Yards
- 4500 - 5500 Yards .....> 70 - 90 Yards
- 5500 - 6500 Yards .....> 80 - 100 Yards
- Over 6500 Yards .....> 90 - 110 Yards



## Furthest Distance Green

- Under 4500 Yards .....> 100 -120 Yards
- 4500 - 5500 Yards .....> 120 -150 Yards
- 5500 - 6500 Yards .....> 130 -160 Yards

**TRACKMAN**

Use the 'TOTAL', 'CARRY' and 'SIDE' features to provide accurate measurement

## Attempting the Challenge



- Students should select the minimum distance based on their home club course length from the table opposite.
- Next, attempt to hit each shot to finish within the target gate and for each shot and note the total distance of each shot relative to the distance markers.
- Record the result of each attempt on the Challenge Scorecard.

## The Challenge

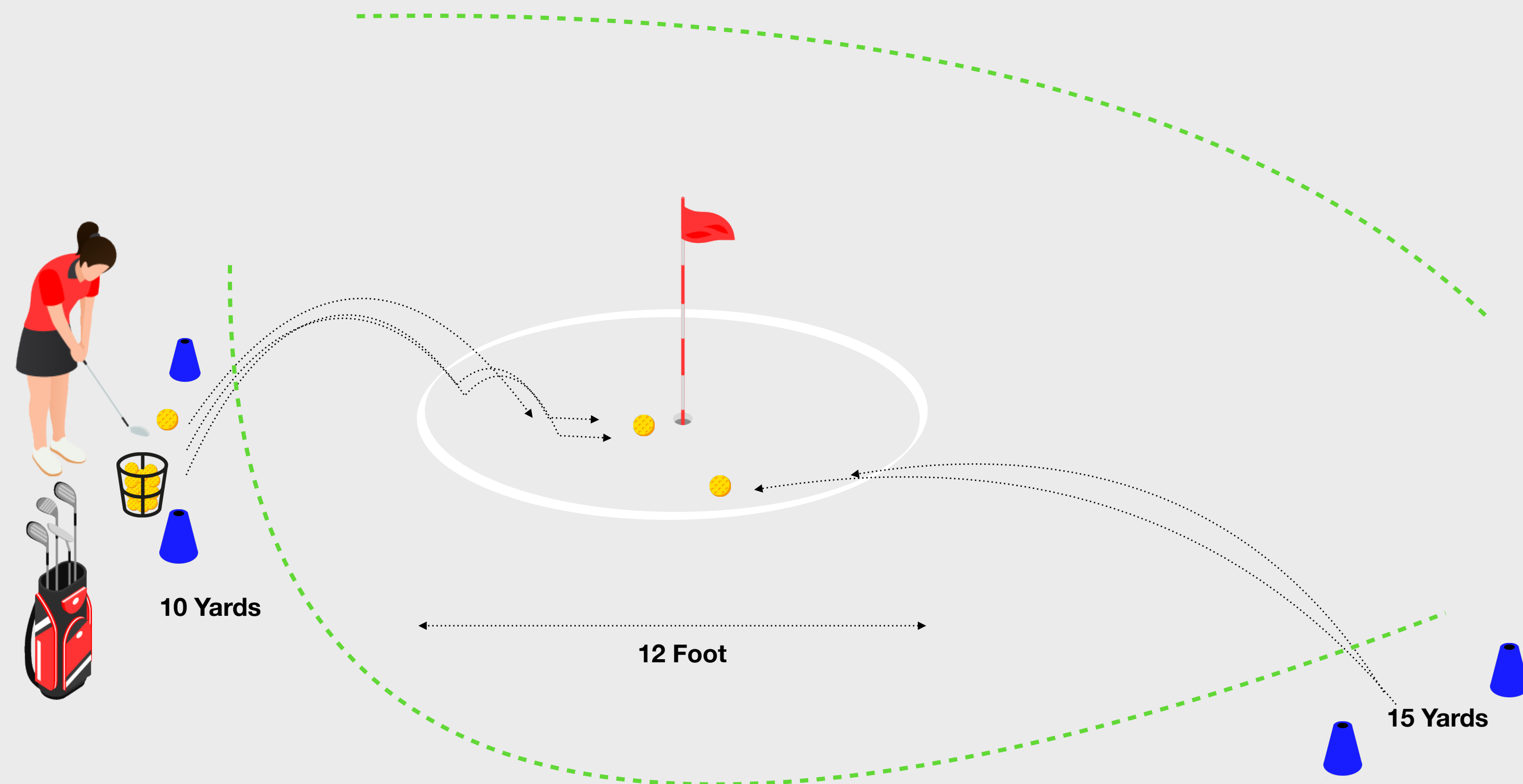
- Hit five shots to each target distance using whatever Iron/Hybrid they require to reach the given distance. Students have a total of 5 attempts for each distance. attempts for each distance:
  - 3/ 5 shots land on the nearest target green
  - 3/ 5 shots land on the middle target green
  - 4/ 5 shots land on the further target green

## What to do Next:

- On the GLF. Connect App, the student should mark the challenge as complete for scoring goal they complete to achieve their virtual reward.



# Chipping Challenge



## Attempting the Challenge

- Students hit 10 shots in a random order from each starting position to finish with the target circle.
- Record the result of each attempt on the Challenge Scorecard.
- Students should drop the ball on each attempt.

## The Challenge

- Attempt to chip the ball to within the target circle from each position around the green. Students should attempt 10 shots from each starting position.
  - **8/10 chips within target circle from 10 yards**
  - **6/10 chips within target circle from 15 yards**

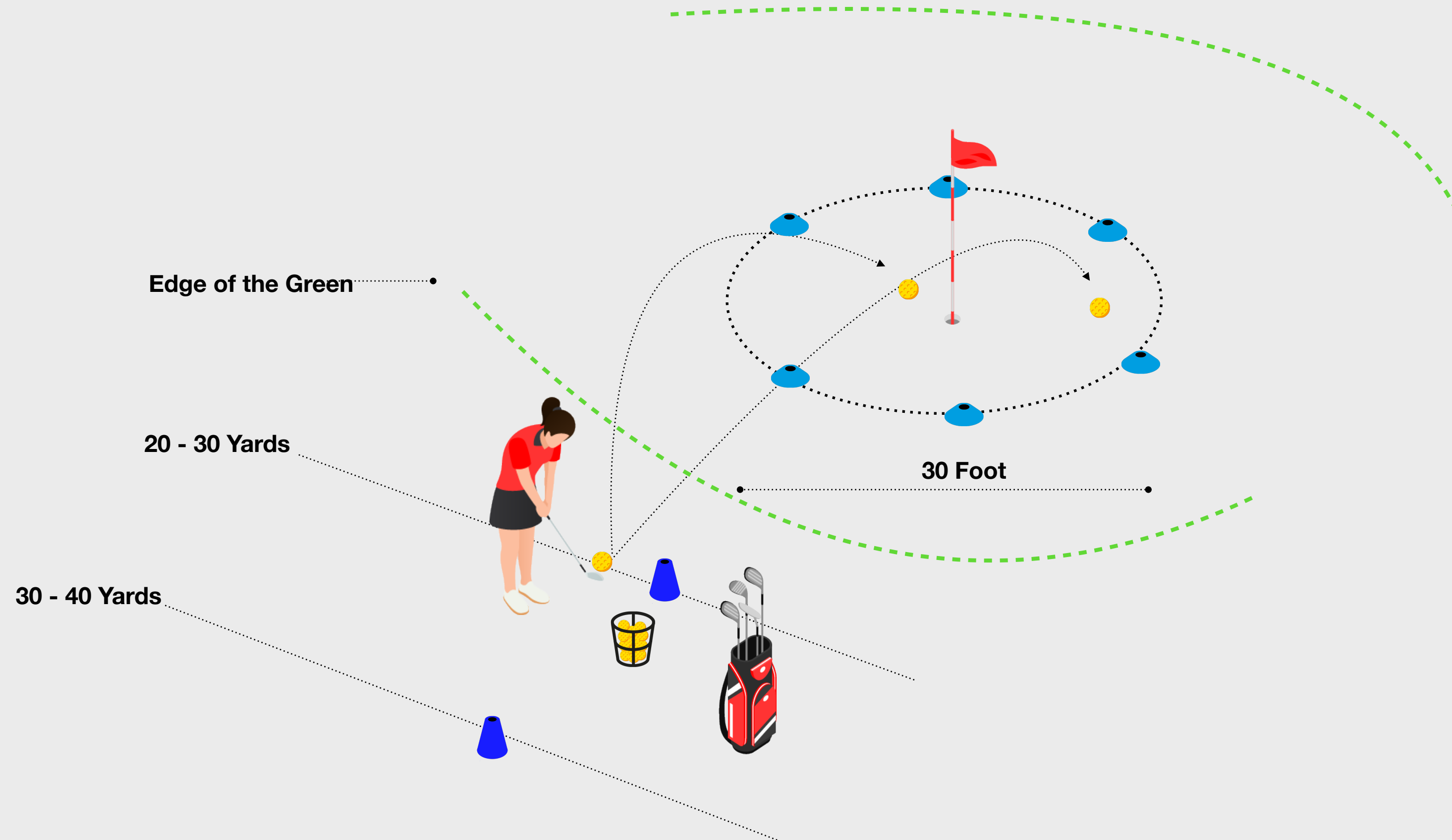
## What to do Next:

- On the GLF. Connect App, the student should mark the challenge as complete for scoring goal they complete to achieve their virtual reward.





# Pitching Challenge



## Attempting the Challenge

- Students hit 10 shots in a random order from each starting position to finish with the target circle.
- Record the result of each attempt on the Challenge Scorecard.
- Students should drop the ball on each attempt.

## The Challenge

- Attempt to pitch the ball to within the target circle from each position around the green. Students should attempt 10 shots from each starting position.

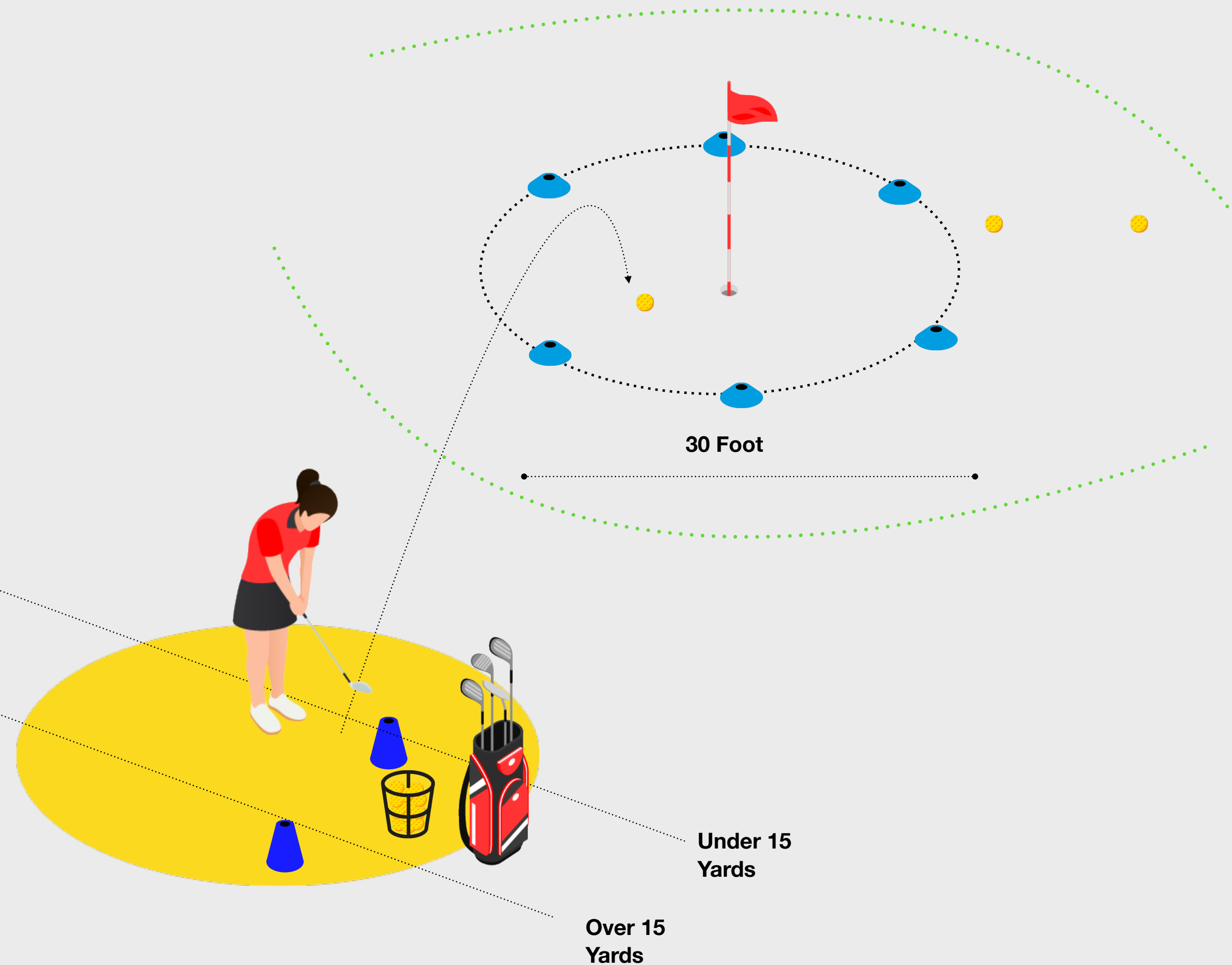
- **7/10 pitches within target circle from 20 - 30 yards**
- **4/10 pitches within target circle from 30 - 40 yards**

## What to do Next:

- On the GLF. Connect App, the student should mark the challenge as complete for scoring goal they complete to achieve their virtual reward.



# Bunker Challenge



## Attempting the Challenge

- Students hit 10 shots in a random order from each starting position to finish with the target circle.
- Record the result of each attempt on the Challenge Scorecard.
- Students can place or roll the ball into the bunker on each attempt.

## The Challenge

- Attempt to pitch the ball to within the target circle from each position in the green side bunker. Students should attempt 10 shots from each starting position.

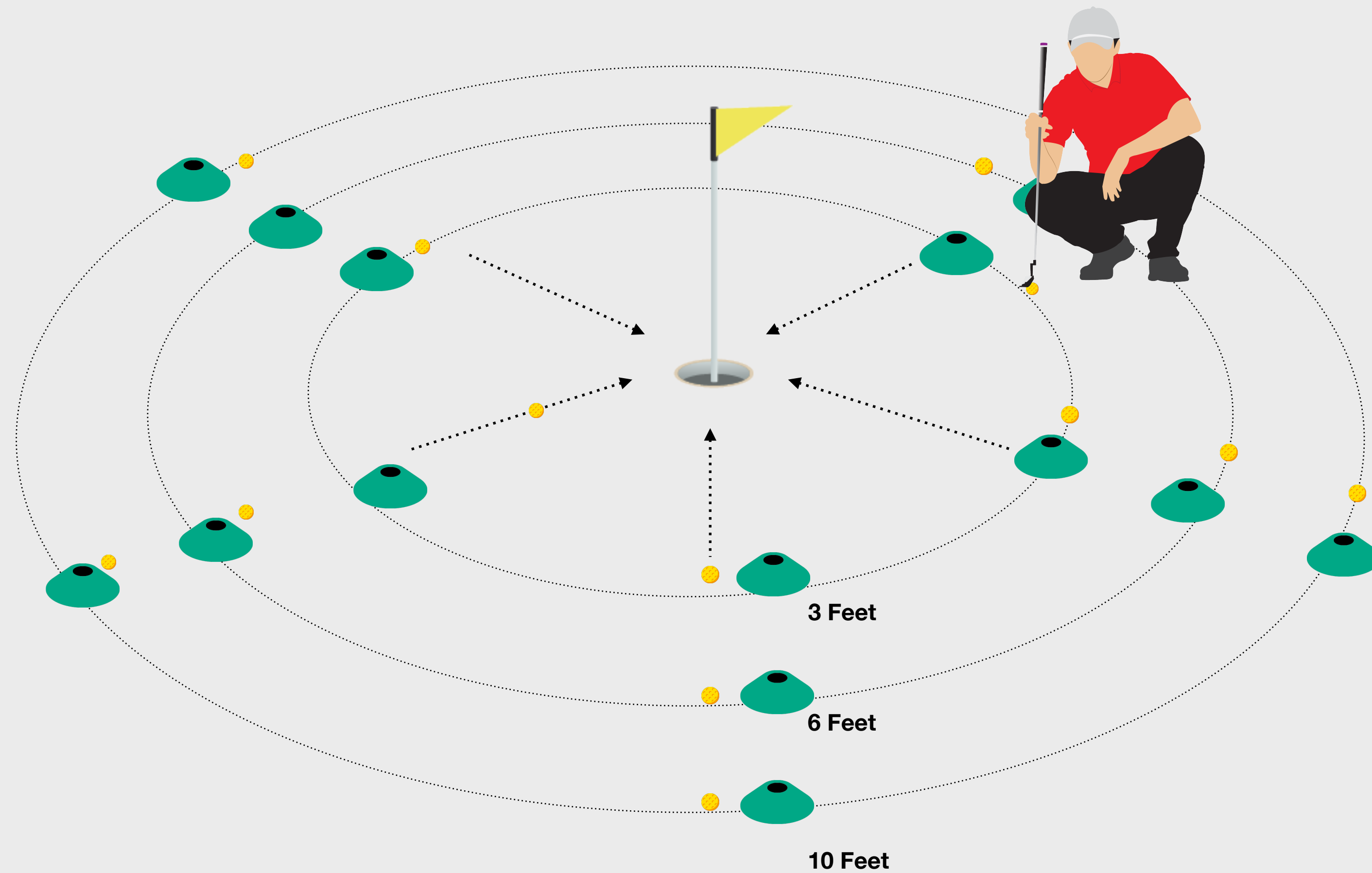
- 7/10 shots in the target circle from under 15 yards
- 5/10 shots in the target circle from over 15 yards

## What to do Next:

- On the GLF. Connect App, the student should mark the challenge as complete for scoring goal they complete to achieve their virtual reward.



# Short Putt Challenge



## Attempting the Challenge

- Students hit 10 putts in a random order from each starting position from five positions around the hole.
- Record the result of each attempt on the Challenge Scorecard.

## The Challenge

- Hole out from starting positions 3 feet, 6 feet and 10 feet from the hole. You should attempt 10 putts from each distance and putts must be taken evenly from 5 different positions around the hole on a gently sloped surface.

- **8/10 putts made from 3 feet**
- **6/10 putts made from 6 feet**
- **4/10 putts made from 10 feet**

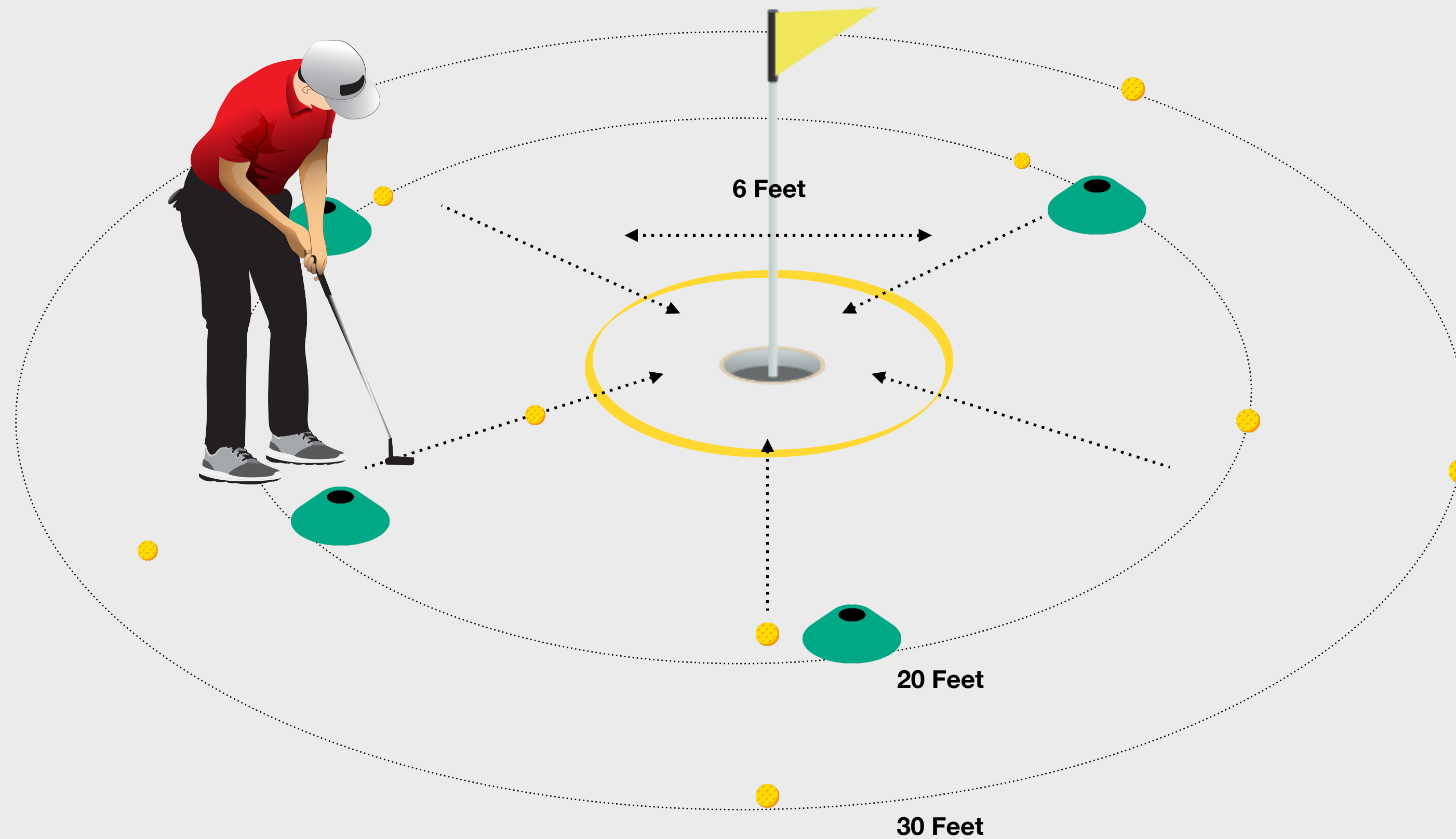
## What to do Next:

- On the GLF. Connect App, the student should mark the challenge as complete for scoring goal they complete to achieve their virtual reward.





# Long Putt Challenge



## Attempting the Challenge

- Students hit 10 putts in a random order from the two starting positions from five positions around the hole to finish within the target circle.
- Record the result of each attempt on the Challenge Scorecard.

## The Challenge

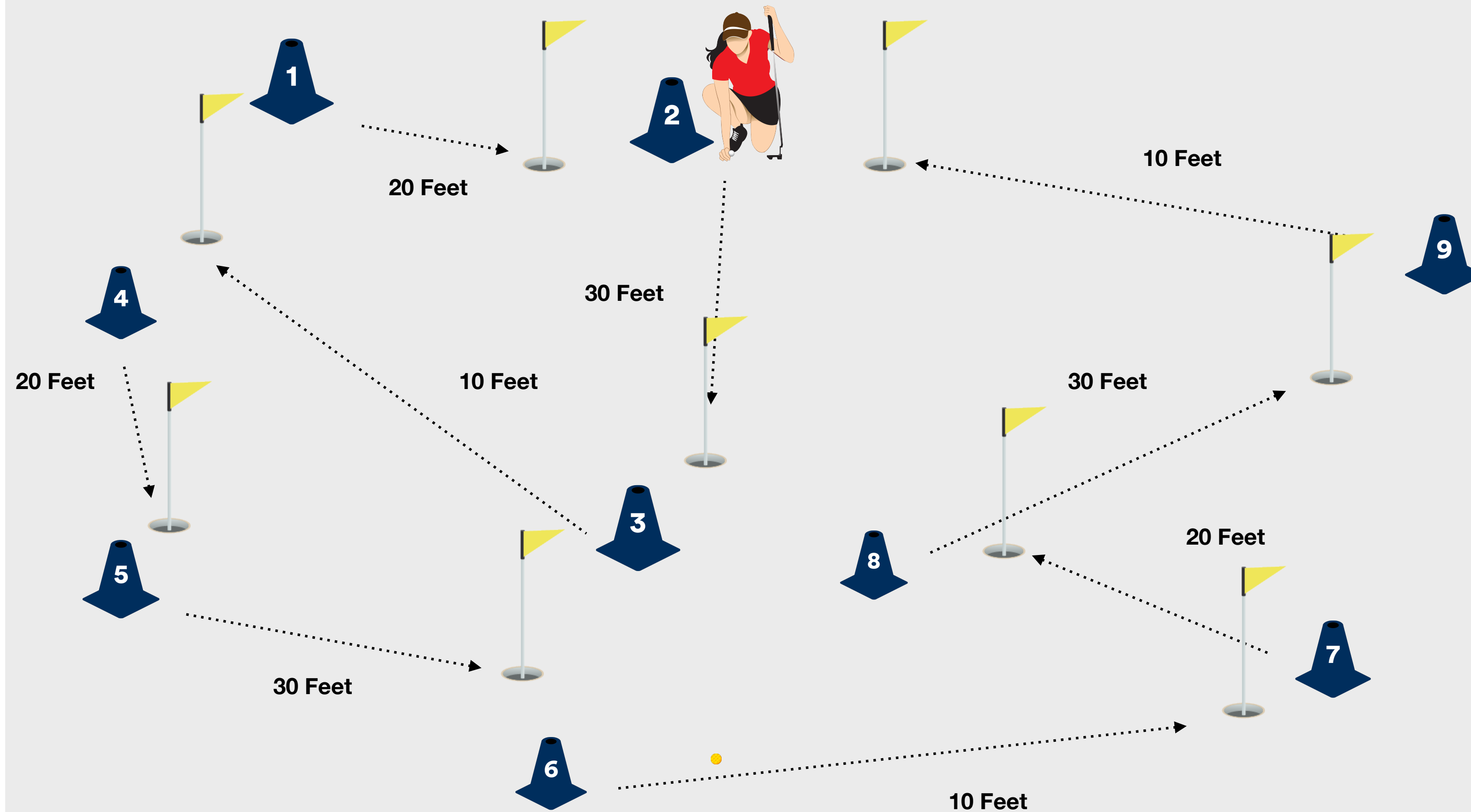
- Putt the ball to within 3 feet of the hole from distances of 10 feet, 20 feet and 30 feet. You should attempt 10 putts from each starting position and putts are attempted evenly from 5 different positions around the hole.
  - **8/10 putts in target circle from 20 feet**
  - **7/10 putts in target circle from 30 feet**

## What to do Next:

- On the GLF. Connect App, the student should mark the challenge as complete for scoring goal they complete to achieve their virtual reward.



# Scoring Putting Challenge



## Attempting the Challenge

- Students play 18 holes around the green completing six holes from three different starting distance in a random order.
- Record the total number of putts for each hole on the Challenge Scorecard.

## The Challenge

- Complete an 18 hole circuit on the green attempting 6 putts from a starting position 10 feet from the hole, 6 putts from 20 feet and 6 putts from 30 feet from the hole.

- **Score 36 putts or less over 18 holes**

## What to do Next:

- On the GLF. Connect App, the student should mark the challenge as complete for scoring goal they complete to achieve their virtual reward.



# On the Course Challenges

## Scoring

Students need to achieve the following over 18 holes following the rules of golf:

- **Score 79 shots or fewer**

## Fairways In Regulation

Students need to achieve the following for by hitting the ball off the tee and it should come to rest within the fairway boundaries on par-4 and par-5 holes:

- **7 fairways in regulation or 50% of the total fairways**

## Driving Distance

Students need to hit a drive finishing on the fairway over the distances below for the course length at there home club:

- **Under 4500 Yards:**  
Hit a Driver over 150 Yards
- **4500 - 5500 Yards:**  
Hit a Driver over 190 Yards
- **5500 - 6500 Yards:**  
Hit a Driver over 210 Yards
- **6500 Yards +:**  
Hit a Driver over 240 Yards

## Greens In Regulation

Students need to reach the putting green within the specified number of strokes or fewer based on the hole's par. For a par-3 hole, reach the green in one stroke; for a par-4 hole, reach it in two strokes; and for a par-5 hole, reach it in three strokes:

- **Hit 7 greens or 39% of the 18 holes**

## Putts Per Round

Students need to achieve the total number of putts during an 18-hole round including putts from the fringe as follows:

- **Score a total of 30 putts or less**

### What to do next?

On the GLF. Connect App, the student should mark the challenge as complete for scoring goal they complete to achieve their virtual reward.



### What to do next?

On the GLF. Connect App, the student should mark the challenge as complete for scoring goal they complete to achieve their virtual reward.



### What to do next?

On the GLF. Connect App, the student should mark the challenge as complete for scoring goal they complete to achieve their virtual reward.



### What to do next?

On the GLF. Connect App, the student should mark the challenge as complete for scoring goal they complete to achieve their virtual reward.



### What to do next?

On the GLF. Connect App, the student should mark the challenge as complete for scoring goal they complete to achieve their virtual reward.

