

Break 85 Challenges



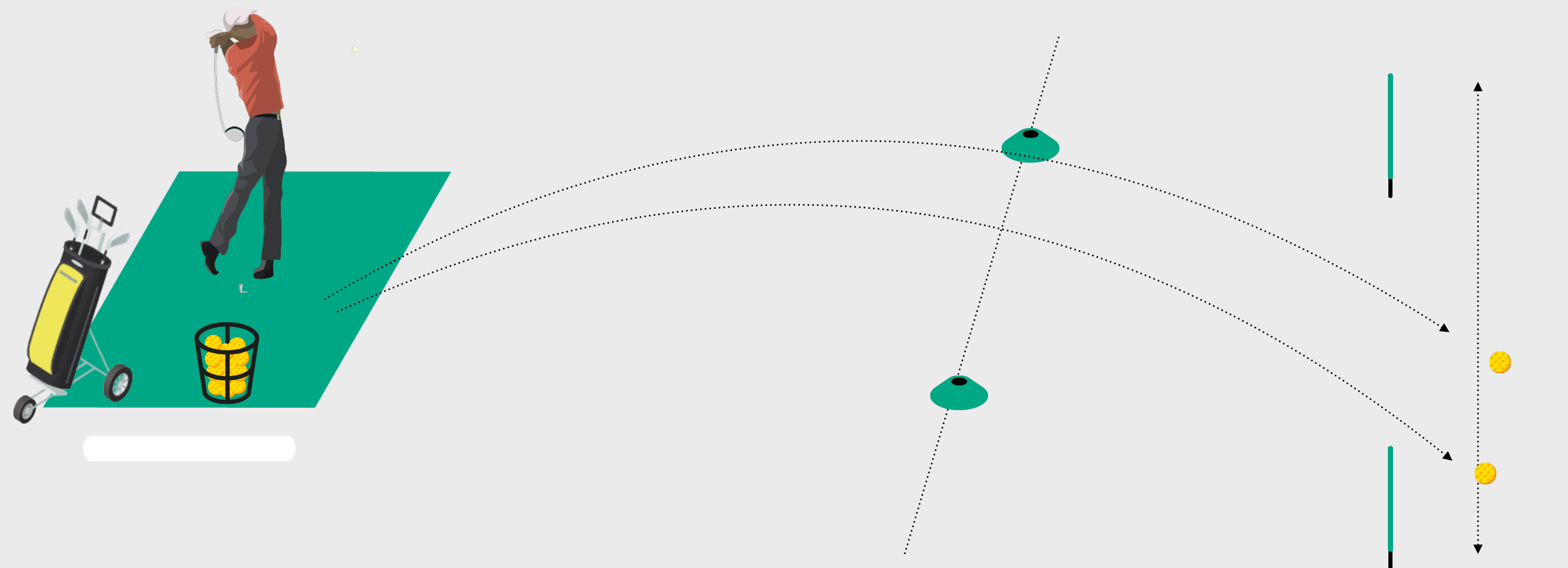
Driver Challenge

TRACKMAN

Use the 'TOTAL', 'CARRY' and 'SIDE' features to provide accurate measurement

Select the Appropriate Minimum Distance for your chosen Course Length

	Course Length	Minimum Distance
Select the Appropriate Minimum Distance for your chosen Course Length	< 4500 Yards	140
	4500 -5500 Yards	180
	5500 -6500 Yards	200
	> 6500 Yards	230



Minimum Distance Markers

30 Yard Wide Target Gate

Attempting the Challenge

- Students should select the minimum distance based on their home club course length from the table opposite.
- Next, attempt to hit each shot to finish within the target gate and for each shot and note the total distance of each shot relative to the distance markers.
- Record the result of each attempt on the Challenge Scorecard.

The Challenge

- Hit the number of required shots through the 30 yard wide target gate using a Driver. The student has a total of 10 attempts.

- **5/ 10 shots between a target gate**

What to do Next:

- On the GLF. Connect App, the student should mark the challenge as complete for scoring goal they complete to achieve their virtual reward.

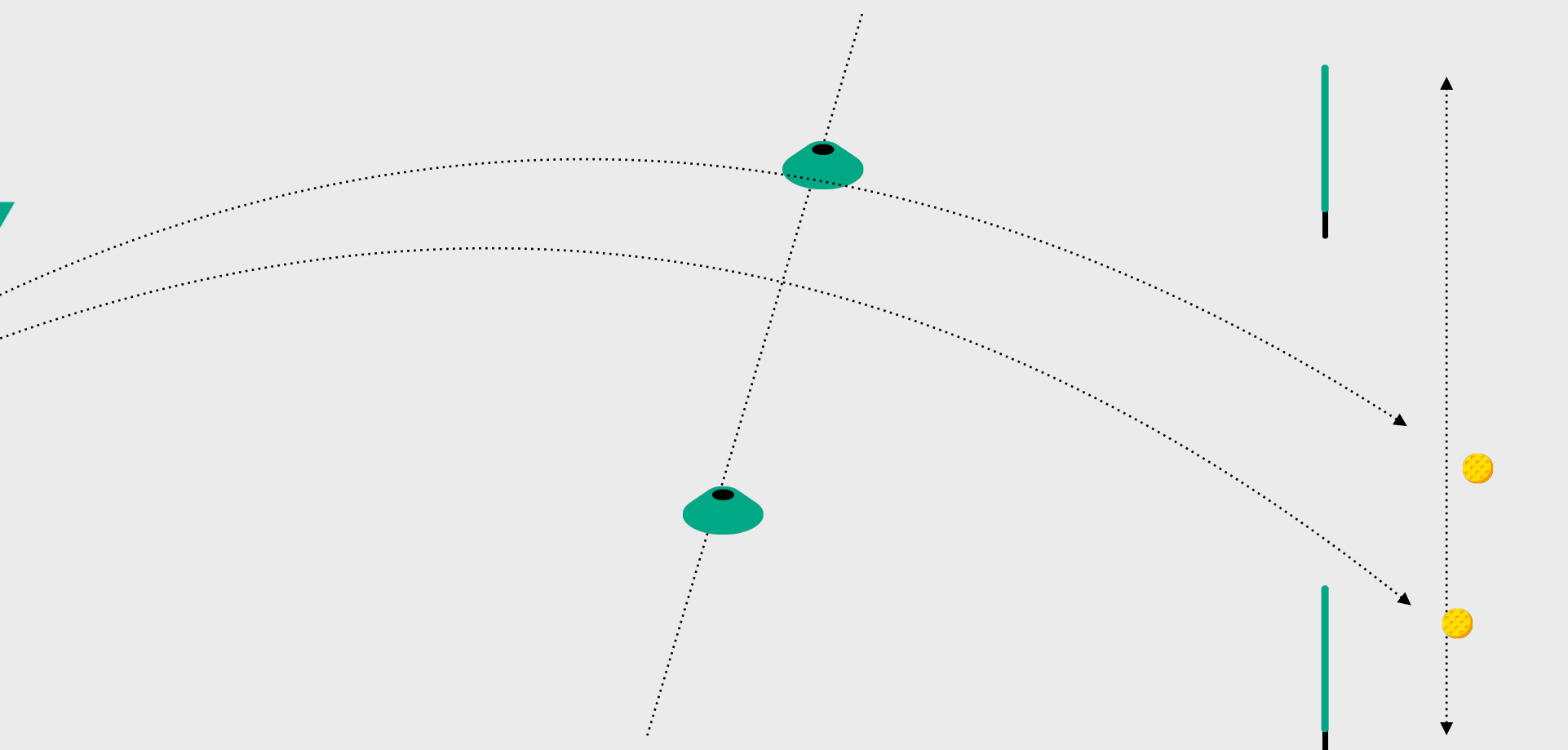
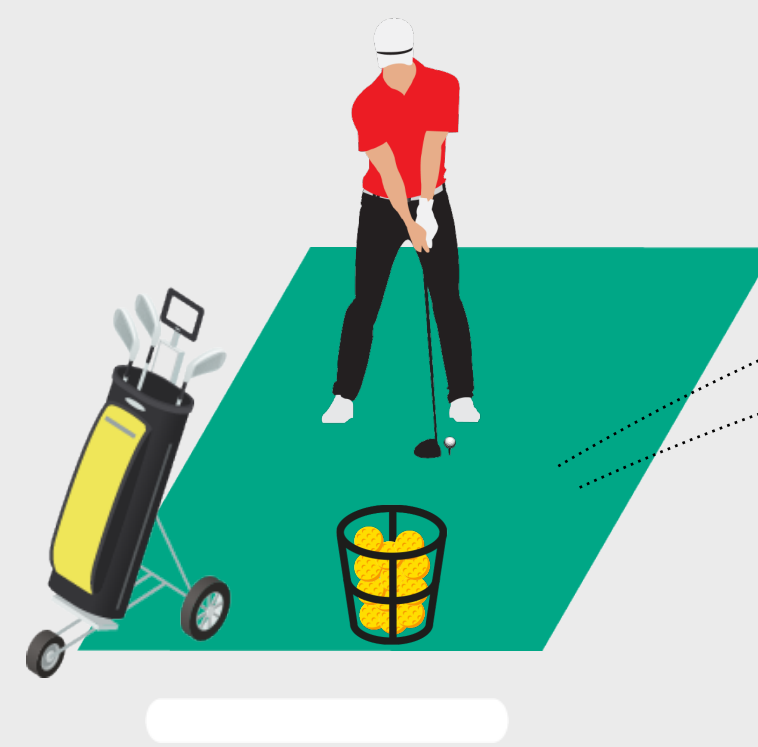


Fairway Wood Challenge

TRACKMAN
Use the 'TOTAL', 'CARRY' and 'SIDE' features to provide accurate measurement

Select the Appropriate Minimum Distance for your chosen Course Length

Course Length	Minimum Distance
< 4500 Yards	125
4500 -5500 Yards	160
5500 -6500 Yards	180
> 6500 Yards	205



Minimum Distance Markers

30 Yard Wide Target Gate

Attempting the Challenge



- Students should select the minimum distance based on their home club course length from the table opposite.
- Next, attempt to hit each shot to finish within the target gate and for each shot and note the total distance of each shot relative to the distance markers.
- Record the result of each attempt on the Challenge Scorecard.

The Challenge

- Hit the number of required shots through the 30 yard wide target gate using a Fairway Wood/Hybrid. The student has a total of 10 attempts.

• 5/ 10 shots between a target gate

What to do Next:

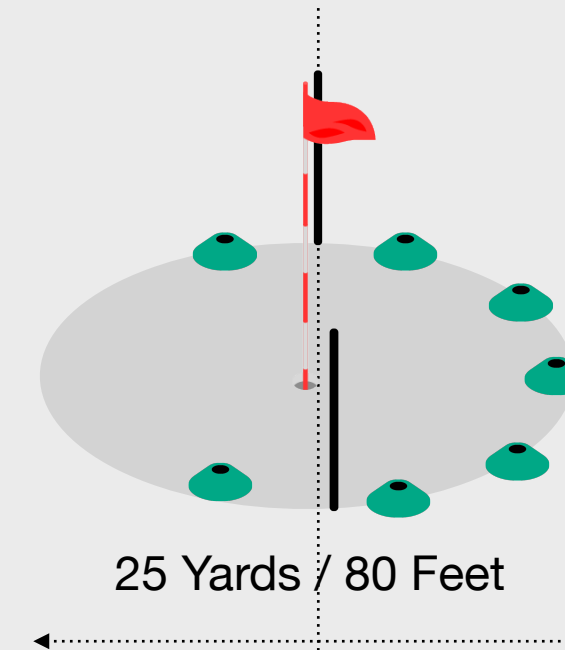
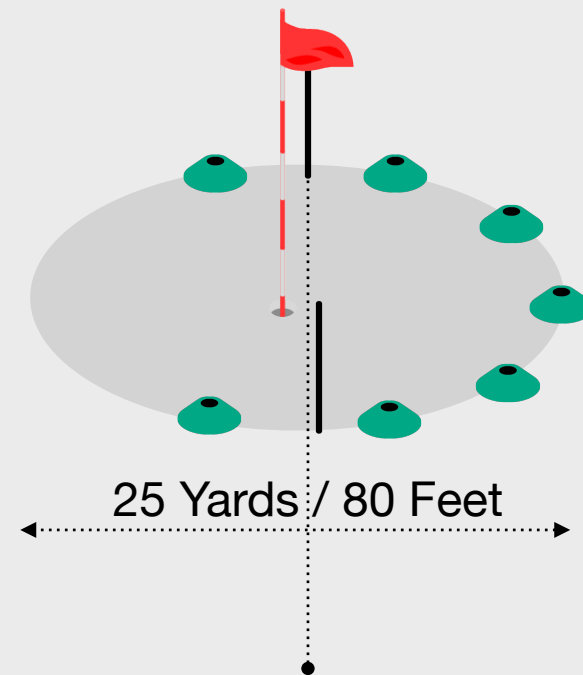
- On the GLF. Connect App, the student should mark the challenge as complete for scoring goal they complete to achieve their virtual reward.



Iron Challenge

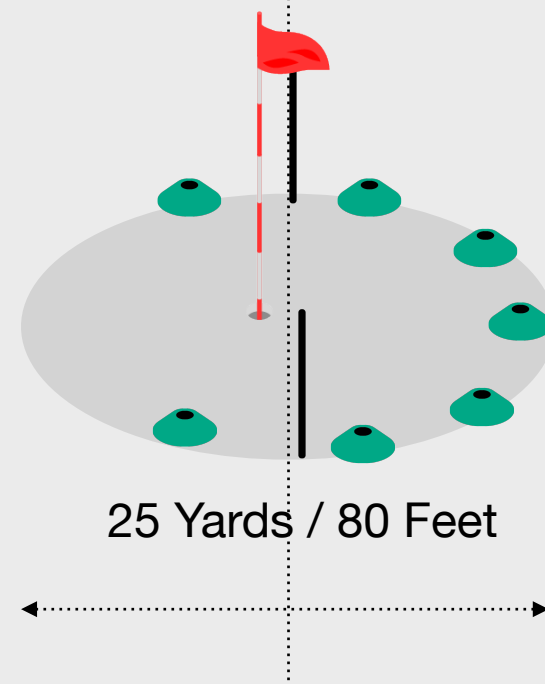
Middle Distance Green

- Under 4500 Yards> 70 - 100 Yards
- 4500 - 5500 Yards> 90 - 120 Yards
- 5500 - 6500 Yards> 100 - 130 Yards
- Over 6500 Yards> 110 - 140 Yards




Nearest Distance Green

- Under 4500 Yards> 50 - 70 Yards
- 4500 - 5500 Yards> 70 - 90 Yards
- 5500 - 6500 Yards> 80 - 100 Yards
- Over 6500 Yards> 90 - 110 Yards



Furthest Distance Green

- Under 4500 Yards> 100 -120 Yards
- 4500 - 5500 Yards> 120 -150 Yards
- 5500 - 6500 Yards> 130 -160 Yards



TRACKMAN

Use the 'TOTAL', 'CARRY' and 'SIDE' features to provide accurate measurement

Attempting the Challenge



- Students should select the minimum distance based on their home club course length from the table opposite.
- Next, attempt to hit each shot to finish within the target gate and for each shot and note the total distance of each shot relative to the distance markers.
- Record the result of each attempt on the Challenge Scorecard.

The Challenge

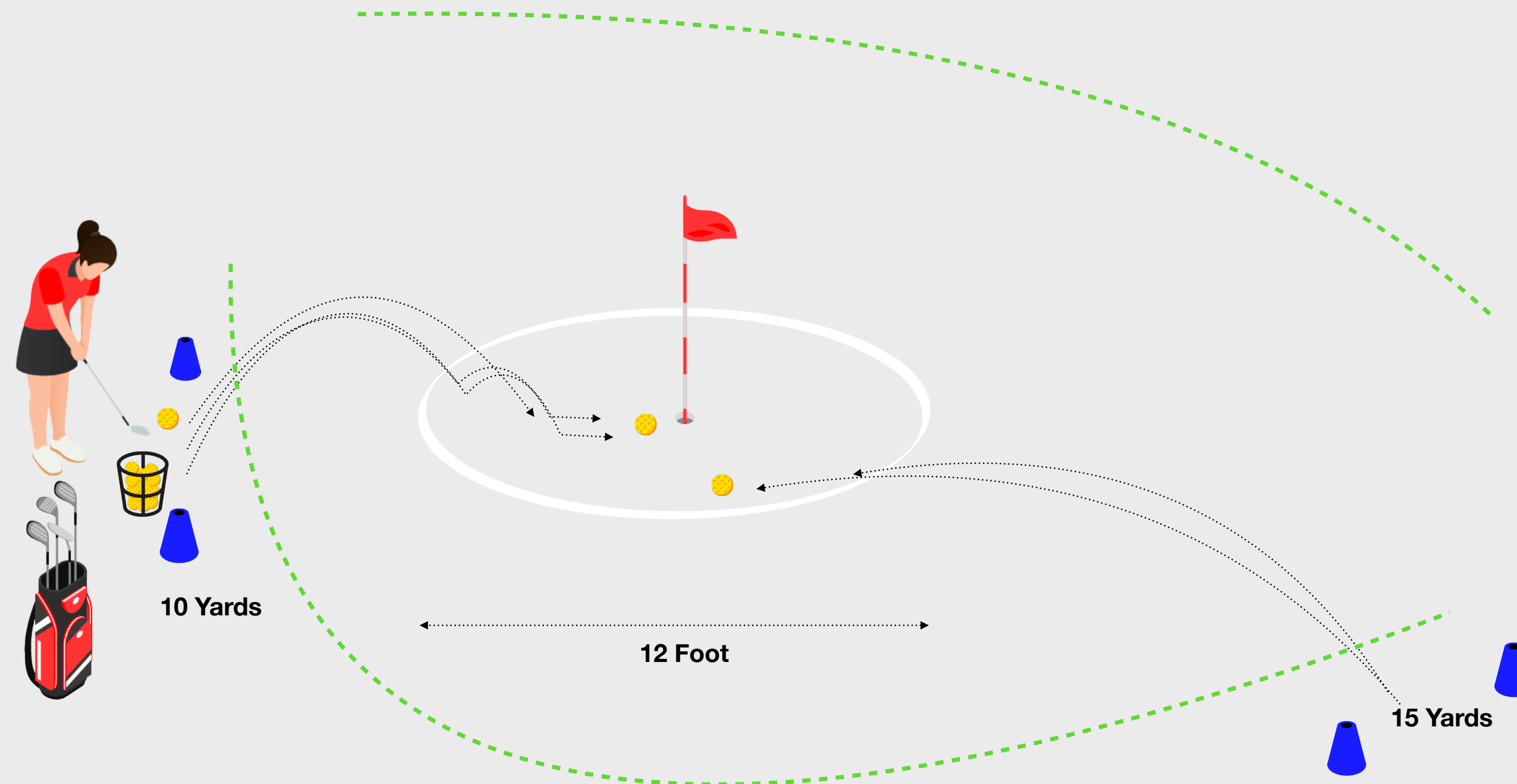
- Hit five shots to each target distance using whatever Iron/Hybrid they require to reach the given distance. Students have a total of 5 attempts for each distance. attempts for each distance:
 - 2/ 5 shots land on the nearest target green
 - 3/ 5 shots land on the middle target green
 - 4/ 5 shots land on the further target green

What to do Next:

- On the GLF. Connect App, the student should mark the challenge as complete for scoring goal they complete to achieve their virtual reward.



Chipping Challenge



Attempting the Challenge

- Students hit 10 shots in a random order from each starting position to finish with the target circle.
- Record the result of each attempt on the Challenge Scorecard.
- Students should drop the ball on each attempt.

The Challenge

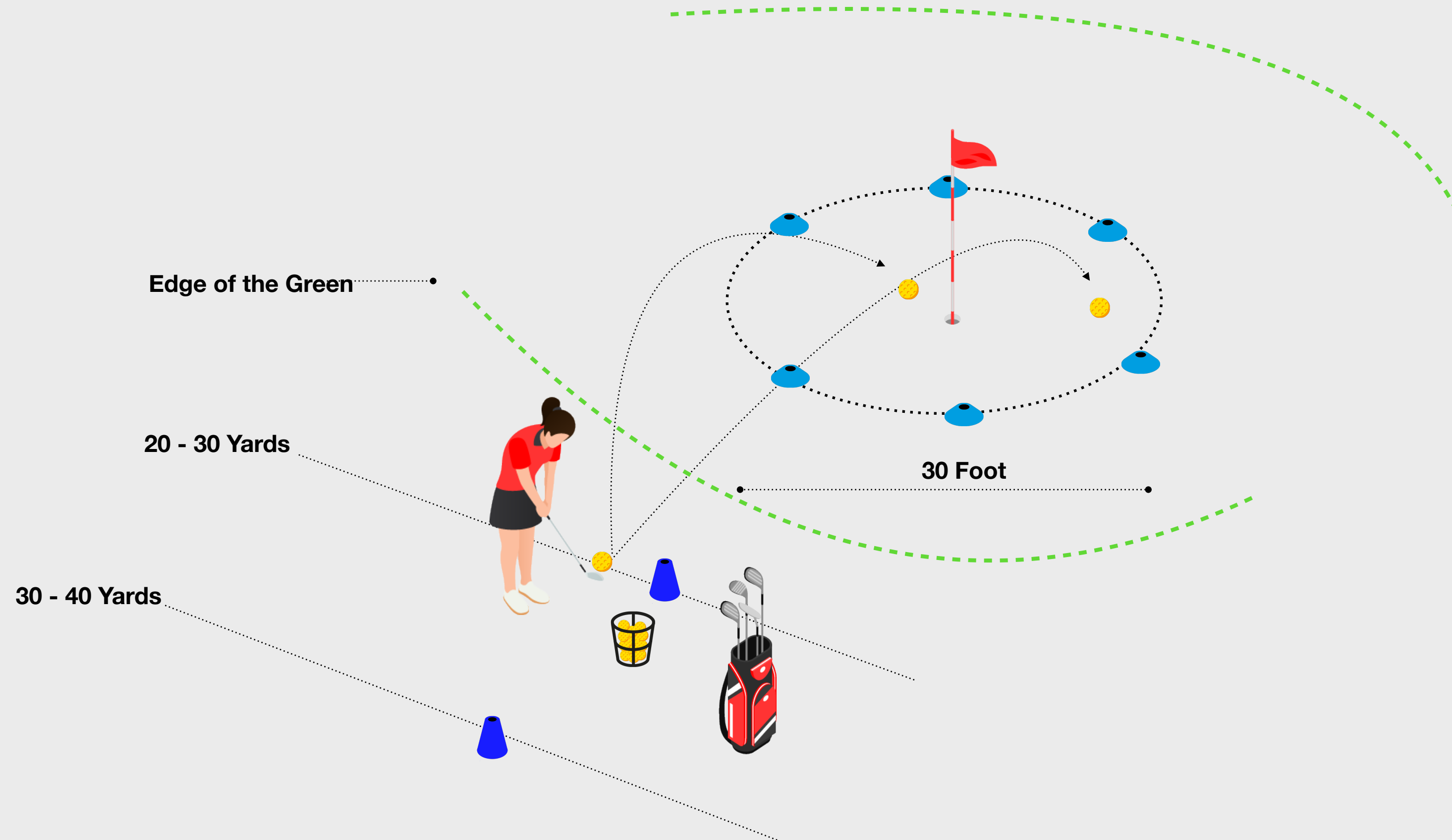
- Attempt to chip the ball to within the target circle from each position around the green. Students should attempt 10 shots from each starting position.
 - **7/10 chips within target circle from 10 yards**
 - **5/10 chips within target circle from 15 yards**

What to do Next:

- On the GLF. Connect App, the student should mark the challenge as complete for scoring goal they complete to achieve their virtual reward.



Pitching Challenge



Attempting the Challenge

- Students hit 10 shots in a random order from each starting position to finish with the target circle.
- Record the result of each attempt on the Challenge Scorecard.
- Students should drop the ball on each attempt.

The Challenge

- Attempt to pitch the ball to within the target circle from each position around the green. Students should attempt 10 shots from each starting position.

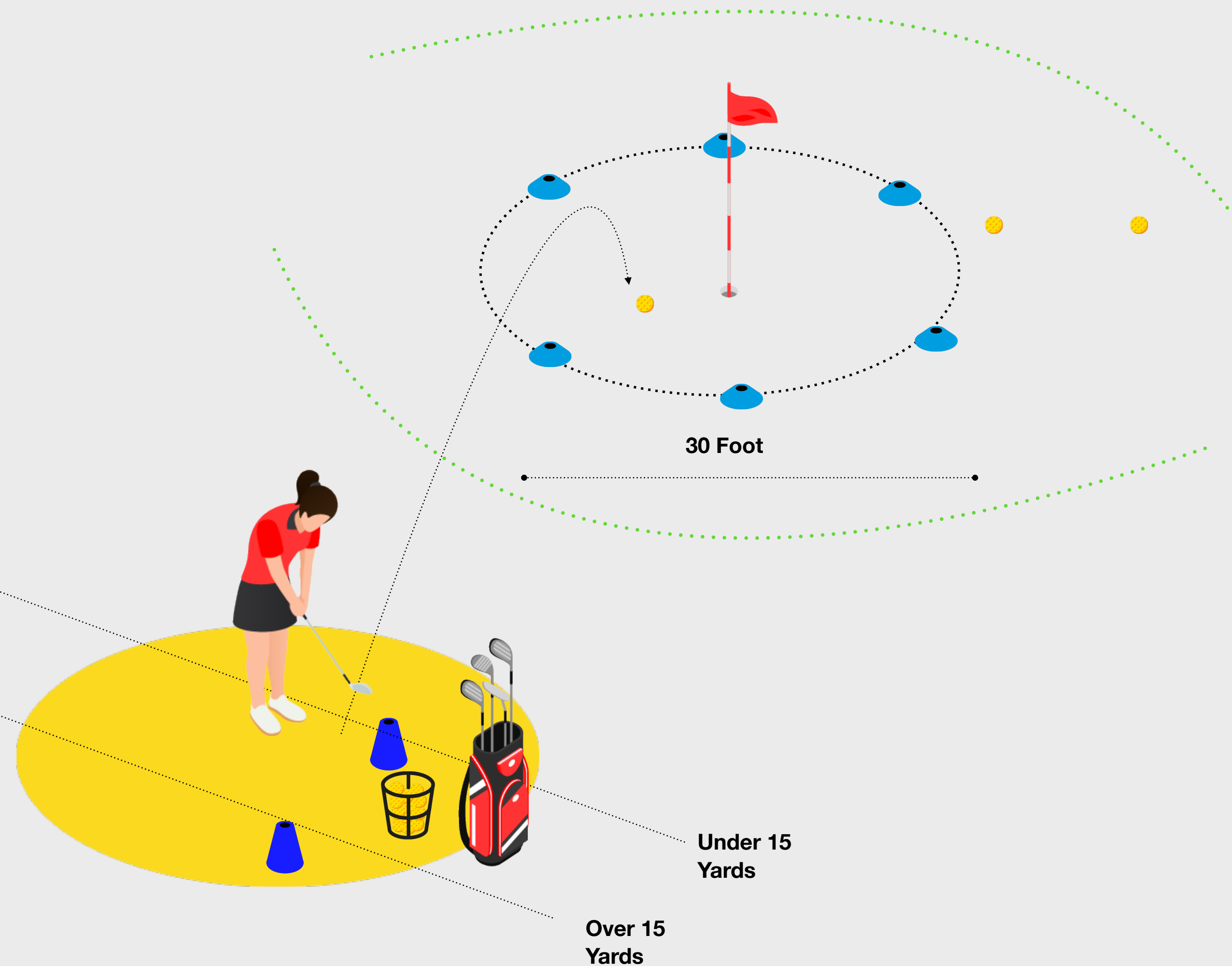
- **6/10 pitches within target circle from 20 - 30 yards**
- **3/10 pitches within target circle from 30 - 40 yards**

What to do Next:

- On the GLF. Connect App, the student should mark the challenge as complete for scoring goal they complete to achieve their virtual reward.



Bunker Challenge



Attempting the Challenge

- Students hit 10 shots in a random order from each starting position to finish with the target circle.
- Record the result of each attempt on the Challenge Scorecard.
- Students can place or roll the ball into the bunker on each attempt.

The Challenge

- Attempt to pitch the ball to within the target circle from each position in the green side bunker. Students should attempt 10 shots from each starting position.

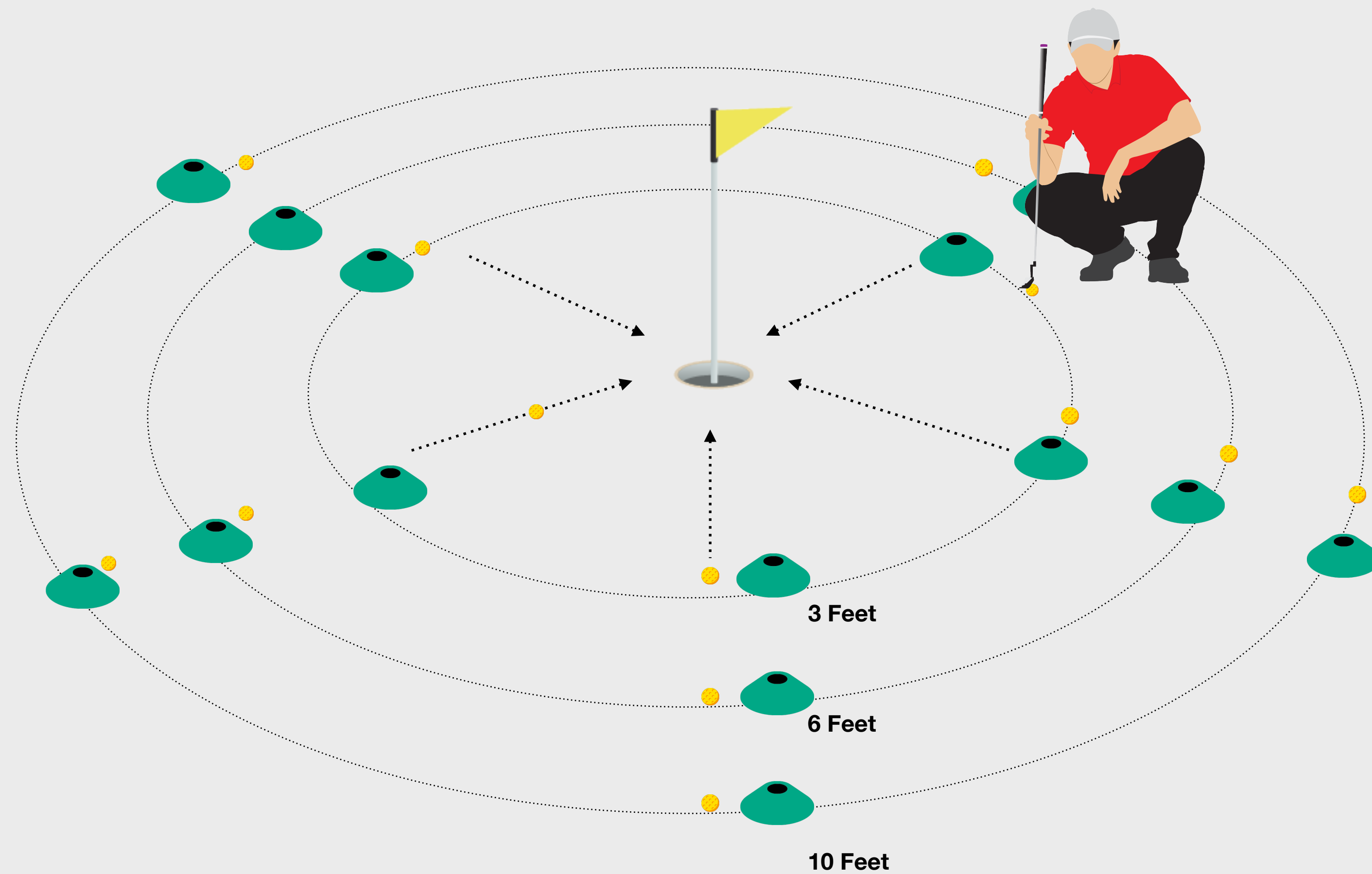
- **6/10 shots in the target circle from under 15 yards**
- **4/10 shots in the target circle from over 15 yards**

What to do Next:

- On the GLF. Connect App, the student should mark the challenge as complete for scoring goal they complete to achieve their virtual reward.



Short Putt Challenge



Attempting the Challenge

- Students hit 10 putts in a random order from each starting position from five positions around the hole.
- Record the result of each attempt on the Challenge Scorecard.

The Challenge

- Hole out from starting positions 3 feet, 6 feet and 10 feet from the hole. You should attempt 10 putts from each distance and putts must be taken evenly from 5 different positions around the hole on a gently sloped surface.

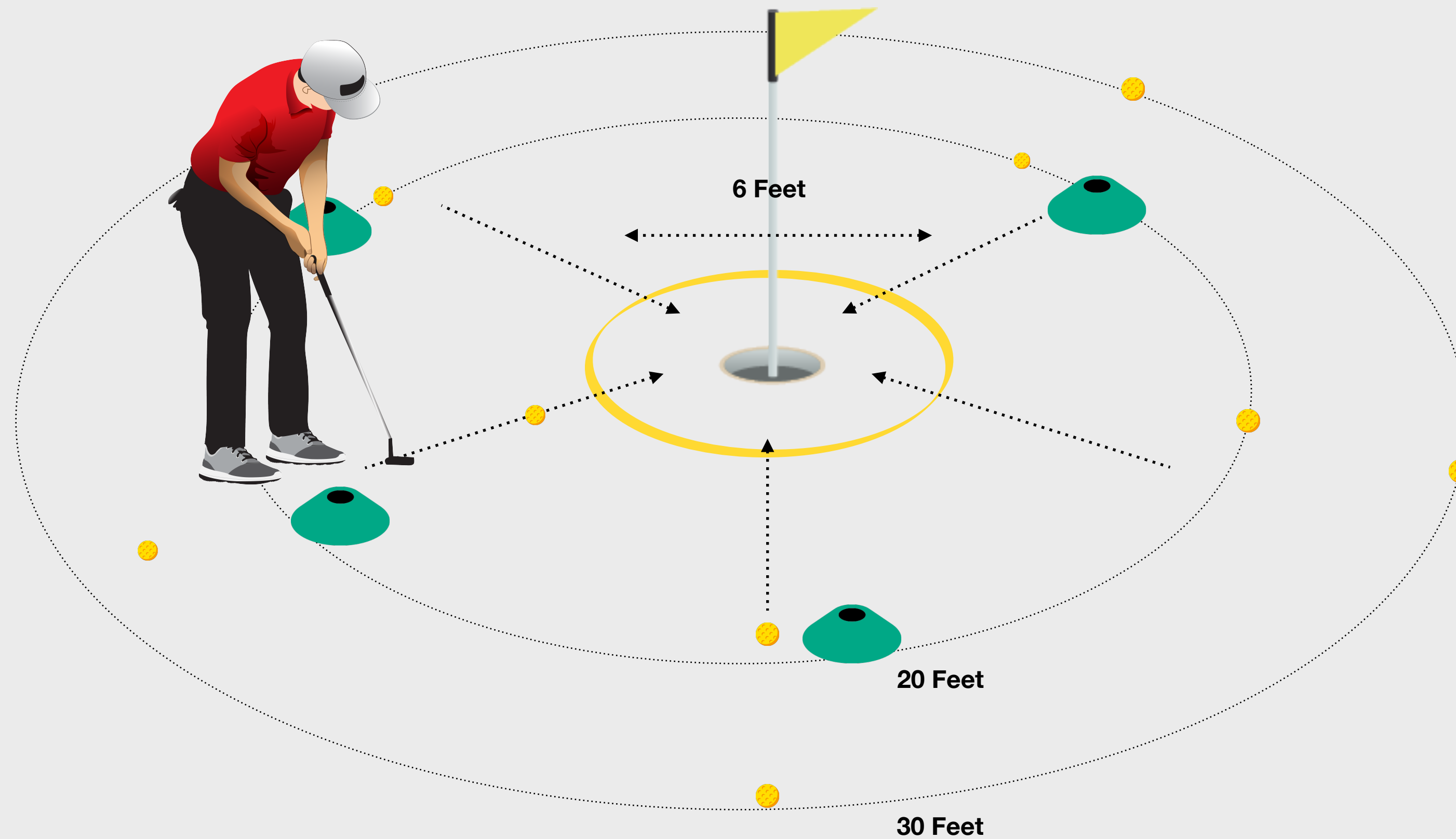
- **7/10 putts made from 3 feet**
- **6/10 putts made from 6 feet**
- **3/10 putts made from 10 feet**

What to do Next:

- On the GLF. Connect App, the student should mark the challenge as complete for scoring goal they complete to achieve their virtual reward.



Long Putt Challenge



Attempting the Challenge

- Students hit 10 putts in a random order from the two starting positions from five positions around the hole to finish within the target circle.
- Record the result of each attempt on the Challenge Scorecard.

The Challenge

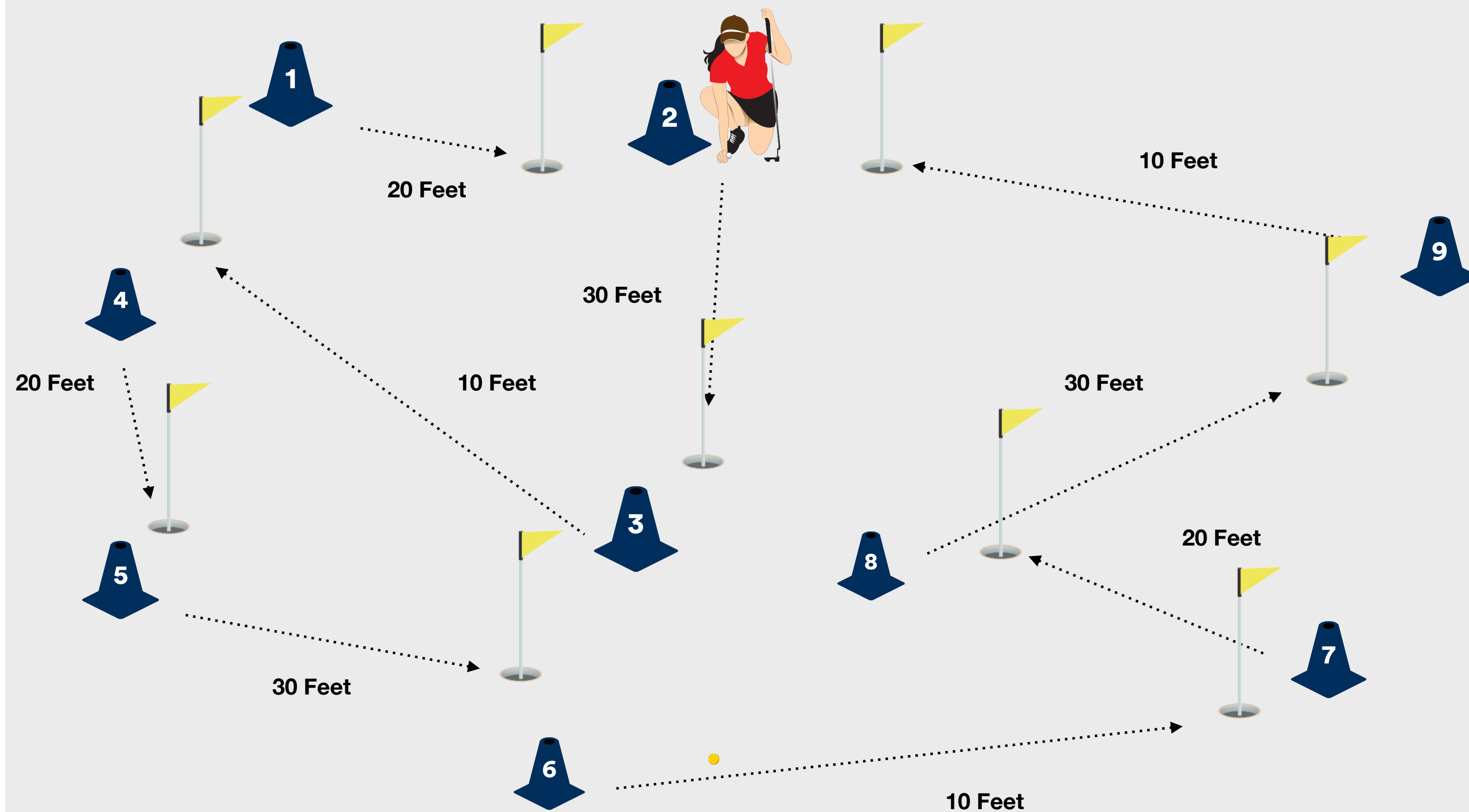
- Putt the ball to within 3 feet of the hole from distances of 10 feet, 20 feet and 30 feet. You should attempt 10 putts from each starting position and putts are attempted evenly from 5 different positions around the hole.
 - **7/10 putts in target circle from 20 feet**
 - **6/10 putts in target circle from 30 feet**

What to do Next:

- On the GLF. Connect App, the student should mark the challenge as complete for scoring goal they complete to achieve their virtual reward.



Scoring Putting Challenge



Attempting the Challenge

- Students play 18 holes around the green completing six holes from three different starting distance in a random order.
- Record the total number of putts for each hole on the Challenge Scorecard.

The Challenge

- Complete an 18 hole circuit on the green attempting 6 putts from a starting position 10 feet from the hole, 6 putts from 20 feet and 6 putts from 30 feet from the hole.

- **Score 38 putts or less over 18 holes**

What to do Next:

- On the GLF. Connect App, the student should mark the challenge as complete for scoring goal they complete to achieve their virtual reward.



On the Course Challenges

Scoring

Students need to achieve the following over 18 holes following the rules of golf:

- **Score 84 shots or fewer**

Fairways In Regulation

Students need to achieve the following for by hitting the ball off the tee and it should come to rest within the fairway boundaries on par-4 and par-5 holes:

- **6 fairways in regulation or 43% of the total fairways**

Driving Distance

Students need to hit a drive finishing on the fairway over the distances below for the course length at there home club:

- **Under 4500 Yards:**
Hit a Driver over 140 Yards
- **4500 - 5500 Yards:**
Hit a Driver over 180 Yards
- **5500 - 6500 Yards:**
Hit a Driver over 200 Yards
- **6500 Yards +:**
Hit a Driver over 230 Yards

Greens In Regulation

Students need to reach the putting green within the specified number of strokes or fewer based on the hole's par. For a par-3 hole, reach the green in one stroke; for a par-4 hole, reach it in two strokes; and for a par-5 hole, reach it in three strokes:

- **Hit 5 greens or 28% of the 18 holes**

Putts Per Round

Students need to achieve the total number of putts during an 18-hole round including putts from the fringe as follows:

- **Score a total of 31 putts or less**

What to do next?

On the GLF. Connect App, the student should mark the challenge as complete for scoring goal they complete to achieve their virtual reward.



What to do next?

On the GLF. Connect App, the student should mark the challenge as complete for scoring goal they complete to achieve their virtual reward.



What to do next?

On the GLF. Connect App, the student should mark the challenge as complete for scoring goal they complete to achieve their virtual reward.



What to do next?

On the GLF. Connect App, the student should mark the challenge as complete for scoring goal they complete to achieve their virtual reward.



What to do next?

On the GLF. Connect App, the student should mark the challenge as complete for scoring goal they complete to achieve their virtual reward.

