





Step 6 - Post Class

Please find listed below the recommended actions that you need to take during this step of implementation:




Distribute a Post Event Communication

This communication includes information relating to the next class, perhaps a summary of what was covered and any stand out moments from the class. Use the methods below to communicate this. You can find the template communication within the Game On program page of the Training Hub.




Send to Event Attendees via Email

Send this communication to all of your event attendees via email.



Send via GLF. Connect Messaging

View the tutorial to message your students through the GLF. Connect messaging system.



Send via GLF. Connect Emails/ Contact Groups

View the Tutorials to learn how to download the class information or send an email message to your event attendees from with the GLF. Connect system.

Program management will be distributing a survey periodically to participants. To support this element and drive the success of the program, please ensure that your student information is up to date and advise participants to complete this when it is distributed.